

Horizon

BINDING SYSTEM

CABS Series

High-performance Automation
and Superior Productivity




A PERFECT SYSTEM FOR FLEXIBLE PRODUCTION.

The CABS series binder provides intuitive operation, high-performance automation, high productivity, and high-quality control to meet your most demanding requirements.

CABS6000

- The CABS6000 binder connects the MG-600 gatherer, the SB-17/17F system binder, and the HT-110 three-knife trimmer in-line, achieving high productivity at a maximum of 6,000 books per hour.



BENEFITS

HIGH PRODUCTIVITY

The gatherer, the system binder, and the three-knife trimmer are connected in-line, and high-performance automation improves the binding processes and productivity. The CABS series achieve high productivity: a maximum of 6,000 books per hour for CABS6000 and a maximum of 4,000 books per hour for CABS4000V.

SIMPLE AND EASY OPERATION

The color touch screen provides easy, intuitive operation for fast, accurate changeovers and quick adjustments for production flexibility.

QUALITY CONTROL FEATURES

Book rejecting unit, image checker, thickness detector, weight checker, and other optional quality control features are available for stable and high-quality book production.

*Optional units are required.

APPLICATION FLEXIBILITY

Various book sizes can be bound in-line, from a minimum size of A6 to a maximum size of B4 with CABS6000 and a minimum size of A6 to a maximum size of A4* with CABS4000V. The CABS series binder is equipped with an interchangeable tank unit that allows both EVA and PUR hot melt to be used.


*B4 size is only available by hand feed.

MANAGE YOUR BINDERY WITH HORIZON'S BINDERY CONTROL SYSTEM

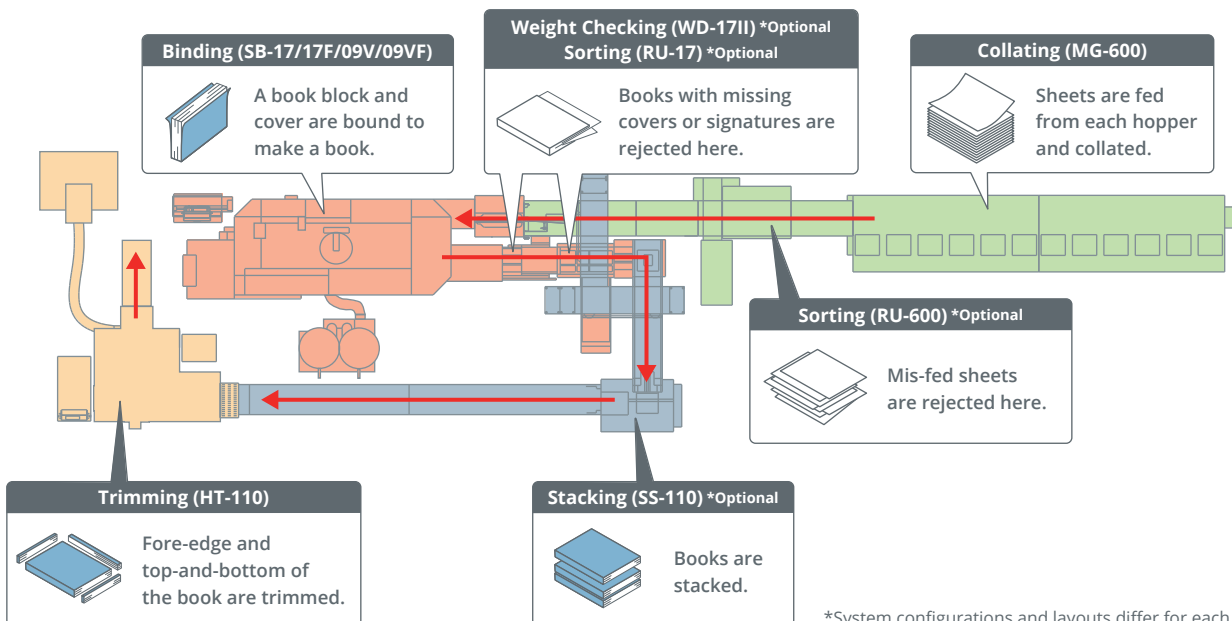
The system can be enhanced with automated workflow from upstream to post-press with iCE LiNK, which uses cloud technology, Horizon's post-press management system.

CABS4000V

- The CABS4000V binder connects the MG-600 gatherer, the SB-09V/09VF system binder, and the HT-110 three-knife trimmer in-line, achieving high productivity at a maximum of 4,000 books per hour.



PRODUCTION FLOW



*System configurations and layouts differ for each customer.

SB-17/17F 17-CLAMP SYSTEM BINDER **CABS6000**

System binder that achieves fast and stable book production.

- Book production of up to 6,000 books per hour can be achieved.
- Both EVA hotmelt glue and PUR hotmelt glue can be used by using the interchangeable melt tanks.
*An exclusive glue tank is necessary for each EVA hotmelt glue and PUR hotmelt glue.
- EVA glue tank provides exceptional glue application, even at high speed, thanks to three application rollers and one scraper roller on the tank.
- Two milling stations provide a versatile range of spine milling preparations.

PUR HOTMELT

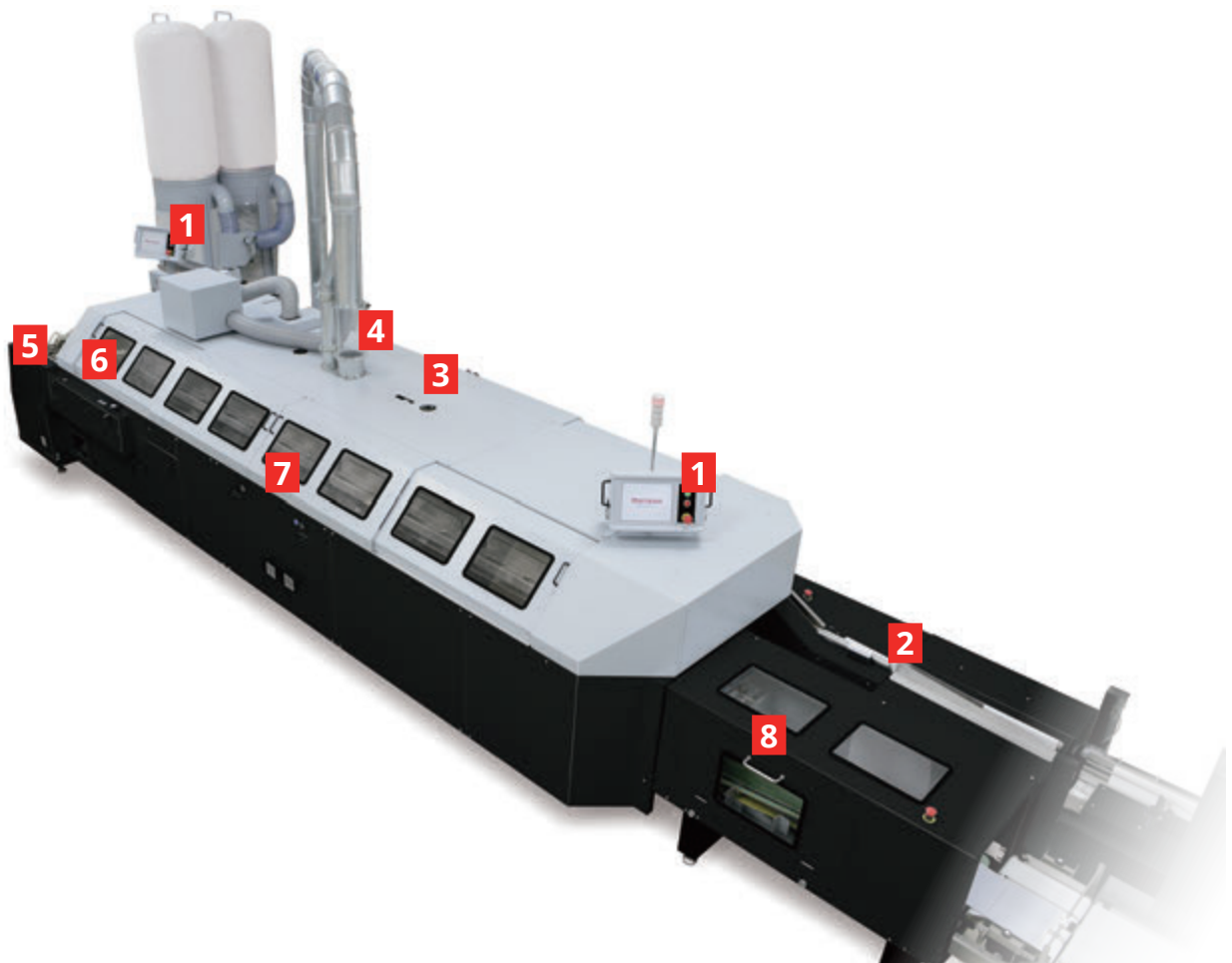
PUR hotmelt glue provides the best page spread compared to traditional EVA hotmelt glue. High binding strength allows for the application of a small amount of glue, allowing the pages to lay flat when the book is opened.

PUR hotmelt glue retains durability and flexibility in both high and low temperatures. The temperature resistance for PUR hotmelt glue ranges from -20 to 120 degrees Celsius versus 0 to 45 degrees Celsius for EVA hotmelt glue.

DIFFERENCE BETWEEN THE TWO SYSTEM BINDERS

SB-17: A system binder with roller grip style cover feeder.

SB-17F: A system binder with rotary grip style cover feeder.



1 TOUCH PANEL DISPLAY

Two large color touch panel displays on the SB-17/17F provide simple and easy operation. All necessary set-ups can be performed through the touch panel. If the system has an error, the error type and location are indicated for quick recovery.



2 INFED SECTION

Gathered signatures are checked by a height detecting sensor, and inserted into the clamber while being jogged. If the height detecting sensor detects an error, the system stops before the book block is sent to the binder. When feeding book blocks manually, an indicator lights at book block feeding timing. A4-size landscape books can be bound by inserting book blocks from the book block feed section.



3 MILLING SECTION

Pressing rollers apply firm pressure to the book block and clamber for accurate milling. Two milling stations prepare the book spine for enhanced binding quality. The notching pitch and rotation frequency of leveling cutter can be adjusted through the touch panel screen. Binding mode (binding with milling or binding without milling) can be switched easily.



4 MELT TANK SECTION

Three application rollers promote superior penetration of hotmelt glue into the book for stronger binds. The glue tank can be separated into two separate sections so that two different hotmelt glues can be used for enhanced binding quality. Spine and side glue adjustment is done through the touch panel.



5 COVER FEEDING SECTION (SELECTABLE)

Cover feeder is available in two styles: a roller grip style and a rotary grip style. Rotary grip style is designed to feed flap covers. Any double-feeds are detected by a supersonic sensor without being influenced by printing conditions. Both feeders are bottom feeding and the cover can be loaded while running for continuous operation.



Roller Grip Style (SB-17)



Rotary Grip Style (SB-17F)

6 SCORING SECTION

In this section, scoring or fore-edge glue application* can be done on the covers. The cover scoring wheels can create up to 4 score lines and can be automatically set up according to the book thickness.



*Optional EP-09 fore-edge gluing unit is required.

7 COVER REGISTERING / NIPPING SECTION


A superior nipping system exerts powerful nipping pressure to create strong, durable binds with sharp spine corners. Nipping pressure and height can be adjusted during operation. Guides are set automatically according to the binding size, achieving precise cover registration. The cover registration position can also be fine-adjusted during operation.



8 DELIVERY SECTION

Book blocks are delivered smoothly from the clamber to the delivery section. Cover registration is checked on each book during delivery. If the WD-17II weight checking unit* detects an error on a book, the RU-17 rejector* automatically rejects the book from the production line.

*Optional



SB-09V/09VF 9-CLAMP SYSTEM BINDER CABS4000V

Highly accurate automated set-up is performed with simple and easy operation.

- Book production of up to 4,000 books per hour can be achieved.
- Two application rollers ensure superior penetration of hotmelt glue.
- Both EVA hotmelt glue and PUR hotmelt glue can be used by using the interchangeable melt tanks.

*An exclusive glue tank is necessary for each EVA hotmelt glue and PUR hotmelt glue.

PUR HOTMELT


PUR hotmelt glue provides the best page spread compared to traditional EVA hotmelt glue. High binding strength allows for the application of a small amount of glue, allowing the pages to lay flat when the book is opened.

PUR hotmelt glue retains durability and flexibility in both high and low temperatures. The temperature resistance for PUR hotmelt glue ranges from -20 to 120 degrees Celsius versus 0 to 45 degrees Celsius for EVA hotmelt glue.

DIFFERENCE BETWEEN THE TWO SYSTEM BINDERS

SB-09V: A system binder with roller grip style cover feeder.

SB-09VF: A system binder with rotary grip style cover feeder.



1 TOUCH PANEL DISPLAY

Large color touch panel provides simple and easy operation. All necessary set-ups can be performed through the touch panel. If the system has an error, the error type and location are indicated for quick recovery.



2 INFEEED SECTION

Gathered signatures are checked by a height detecting sensor and inserted into the clamper while being jogged. If the height detecting sensor detects an error the system stops before the book block is sent to the binder.



3 CARRIAGE CLAMP

Clamp opening width can be adjusted automatically according to the book block thickness allowing minimum changeover time.

4 MILLING SECTION

Powerful milling enhances glue penetration into the spine of a book for strong binding quality. Rotation frequency of leveling cutter and notching pitch are adjustable to suit spine preparation depending on paper quality and binding style. Binding mode (binding with milling or binding without milling) can be switched easily.



5 MELT TANK SECTION

Two application rollers promote superior penetration of hotmelt glue into the book for stronger binds. Spine and side glue adjustment is done through the touch panel.



6 COVER FEEDING SECTION (SELECTABLE)

Cover feeder is available in two styles: a roller grip style and a rotary grip style. Rotary grip style is designed to feed flap covers. Any double-feeds are detected by a supersonic sensor without being influenced by printing conditions. Both feeders are bottom feeding and the cover can be loaded while running for continuous operation.



Roller Grip Style (SB-09V)



Rotary Grip Style (SB-09VF)

7 SCORING SECTION

In this section, scoring or fore-edge glue application* can be done on the covers. The cover scoring wheels can create up to 4 score lines and can be automatically set up according to the book thickness.

*Optional EP-09 fore-edge gluing unit is required.



8 COVER REGISTERING / NIPPING SECTION

A superior nipping system exerts powerful nipping pressure to create strong, durable binds with sharp spine corners. Nipping pressure and height can be adjusted during operation. Guides are set automatically according to the binding size, achieving precise cover registration. The cover registration position can also be fine-adjusted during operation.



9 DELIVERY SECTION

The space efficient vertical conveyor and the optional LD-09T* twisting conveyor gently lay down and transport the finished book without damaging the spine especially for PUR bound books. *Optional



MG-600 SYSTEM GATHERER **CABS6000** **CABS4000V**

High-performance system gatherer with superior operability.

- Up to 6 gathering units (36 hoppers) can be combined.
- The optional IC2-MG600 image checker detect sheets that have been improperly positioned or misprinted.
- The optional RU-600 reject unit automatically rejects the incorrectly collated signatures from the production line without stopping the running system for maximum productivity.
- Used stations and settings of the detecting sensor can be memorized.
- The optional ST-600 stacker unit allows gathering to be performed off-line from the binder.



1 TOUCH PANEL DISPLAY

Large color touch panels are used on each unit for efficient operation. Up to 200 job settings can be memorized in job memory.



2 FEED SECTION

Stable paper feeding is provided. Each feed section is equipped with a status indicator lamp for easy recognition of the feeding status of each hopper.



Options for MG-600

IC2-MG600 IMAGE CHECKER

- Image checker checks the image on each feed cycle to prevent incorrect signature or sheet feeding, for absolute document integrity. The captured image is shown on each touch panel display for visual confirmation.



TD-600 THICKNESS DETECTOR

- For enhanced quality control, the book block thickness is measured so that only good books proceed to the next steps. Setup is done through the intuitive touch panel.




ST-600 STACKER UNIT

- The MG-600 can run as a stand alone gatherer when the ST-600 stacker unit is connected.



HF-600 HAND FEED UNIT FOR MG-600

- HF-600 allows an operator to feed additional signatures or sheets. The MG-600 starts collating when the signature is hand fed, so that both signatures combine smoothly.



RU-600 REJECT UNIT

- RU-600 rejects any incorrectly collated signatures so the whole system can run non-stop, for maximum productivity.

HT-110 THREE-KNIFE TRIMMER

CABS6000

CABS4000V

Achieves highly accurate setups with easy and simple operation.

- A trimming cycle can be adjusted in 13 stages from 400 to 1,600 cycles per hour. By accumulating 4 books at once at the stack stream unit, a productivity of 6,000 books per hour* can be achieved. *In the case of CABS6000
- Rigid framing and durable structure provide the utmost in trimming accuracy.



1 TOUCH PANEL DISPLAY

The trimmer is simple and easy to operate, with all necessary settings performed through the large, icon-based color touch panel. If the system has an error, the error type and location are indicated for quick recovery.



3 CHUCK PLATE RECOGNITION DEVICE

LED lamps light up to indicate which chuck plate is suitable for each book size. Replacement of the chuck plate is fast and easy.



2 INFEEED SECTION

A pressing unit in the infeed section compresses the books to remove air for reduced bulk and accurate trimming.



4 TRIMMING SECTION

The height of each knife and the angle of the fore-edge knife can be adjusted through the color touch panel during operation. Trimmings are blown away from the knife by strong air from the nozzles mounted on the knife holders.



Options for HT-110

TB-110 TRIMMINGS BLOWER

- The three-knife trimming waste is extracted by the trimmings blower.



PLATE FOR TRIMMING FOR EACH SIZE

- Press plate and cutting plate for each size are available as options.



Press Plate



Cutting Plate

OPTIONS.

Enhance productivity with these options.

MU-17EVA MELT TANK UNIT FOR EVA GLUE **SB-17/17F**

MU-17PUR MELT TANK UNIT FOR PUR GLUE **SB-17/17F**


- Interchangeable melt tanks allow both EVA hotmelt and PUR hotmelt to be used.



MU-09EVA MELT TANK UNIT FOR EVA GLUE **SB-09/09VF**

MU-09PUR MELT TANK UNIT FOR PUR GLUE **SB-09/09VF**

- Interchangeable melt tanks allow both EVA hotmelt and PUR hotmelt to be used.



GF-17 GAUZE FEEDER UNIT **SB-17/17F**


- When making book blocks for case binding books, the GF-17 cuts the gauze to the appropriate length before feeding. (GF-17 cannot be used with SB-17F.)



WD-17II WEIGHT CHECKING UNIT

RU-17 REJECTOR

- The weight checking unit detects any books that are missing a cover or signature and the errored books are automatically rejected by the rejector.



TM-17 SIDE GLUE SUPPLIER **SB-17/17F**

- The side glue tank is automatically replenished when the glue level drops below a certain point.



SI-17 BOOK / COVER SHEET SIZE INPUT INTERFACE

- All necessary setups can be automatically performed by reading the length of the actual book block and cover, instead of having to manually input the size data into the touch panel.



NZ-09PUR NOZZLE UNIT FOR PUR GLUE **SB-09/09VF**

- Glue is supplied from the nozzle and applied flatly to the spine of the book block. Compared to the roller-type glue application unit, NZ-09PUR can significantly reduce the maintenance time and the disposal amount of glue.



PRE-MELT TANK

- Glue is pre-melted in a separate, high-capacity tank and fed into the glue tank as needed.
- Pre-melt tanks for EVA hotmelt (PM-20II) and for PUR hotmelt are available.

*Please contact your local dealer for detailed information.

In-line Book Block Feeding System

CBF-SB BOOK BLOCK FEEDER

- The book block feeder transports the book block delivered from the upstream book block stacker to the binder. An additional sheet can be inserted to the front and rear of the book block by using the optional ASF-SB additional sheet feeder. (Up to three ASF-SB can be connected.)

1 CONVEYOR SECTION

Infeed conveyor for in-line configuration with an upper stream or hand feeding. 1 m, 2 m, and 3 m conveyors are available.

2 BOOK BLOCK FEED SECTION


The book block is delivered on the conveyor and fed into the binder. The barcode reader is equipped for book block and cover matching and the setup of the binder is accomplished by pulling the job data from memory. The thickness sensor is equipped to set up the binder according to the measured value.

3 BOOK BLOCK RECEIVING SECTION

Water wheel-style transport mechanisms allow for the feeding of loose signatures or cut sheets.

4 DELIVERY SECTION

The book block is jogged during transport for accurate binding quality.



Options for Connecting Delivery Section

SS-110 STACK STREAM

- Bound books are transported into the SS-110 stack stream to accumulate a predetermined number of books (up to 100 mm) for trimming in HT-110. SS-110 is setup automatically according to the setting data from the binder or trimmer. Fine adjustment is performed through a large touch panel display. The speed of the conveyor to HT-110 is also adjusted automatically.



OPTION LIST FOR SB-17/17F/09V/09VF

YES: Installable Options

NAME		MODEL	DESCRIPTION	SB-17/17F	SB-09V/09VF		
	Connecting Belt Unit	R-17	This is a connecting unit between the MG-600 system gatherer and the SB-17/17F/09V/09VF system binder.	YES	YES		
Selection	Automatic Feed Unit	S-09S	This is an in-feeder unit for collated book block set. This is required when the collator is connected.	No	YES		
	Manual Feed Unit	U-09S	This is a manual feed unit for collated book block set.	No	YES		
Selection	Milling Blower Unit (Single)	DB-15	This is a single type milling waste collecting unit.	YES	YES		
	Milling Blower Unit (Twin)	DB-15W	This is a twin type milling waste collecting unit.	YES	YES		
	Infeeder Air Assist Blower	AP-15	Air is blown from the side of the guide to prevent jam when feeding book blocks.	YES	No		
	Pre-melter	PM-70	This is a pre-melt automatic feeding tank for EVA (70 liters). This is required when dividing MU-17EVA into two sections and using two pre-melters. (Standard equipment for SB-17 system binder)	YES	No		
	Pre-melter	PM-20II	This is a pre-melt automatic feeding tank for EVA (18 liters). Contact your local dealer about pre-melt tank for detailed information.	YES	YES		
	Pre-melt Tank Nozzle	CN-17	This is a pre-melt tank nozzle set for SB-17/17F system binder.	YES	No		
	Pre-melt Tank Nozzle	CN-09	This is a pre-melt tank nozzle set for SB-09V/VF system binder.	No	YES		
	Side Glue Supplier	TM-17	This is an automatic side glue supply unit.	YES	No		
	Gauze Feeder Unit	GF-17	This unit cuts the gauze to the appropriate length. (Cannot be used with the SB-17F system binder)	*	No		
	Book/Cover Sheet Size Input Interface	SI-17	This measures the book block and cover sizes, and sends the data to the binder.	YES	YES		
Set	Weight Checking Unit	WD-17II	This checks weight of each book. The RU-17 rejector is required.	YES	YES		
	Rejector	RU-17	This rejects a faulty book detected on the WD-17II weight checking unit. This is required when the three-knife trimmer is connected.	YES	YES		
Selection	Set	Chute Delivery Conveyor	LD-09S	This is a chute delivery conveyor for the AC-08/09 slope conveyor.	No	YES	
		Selection	Slope Conveyor	AC-08	This is a 1.0 m conveyor. The LD-09S chute delivery conveyor is required.	No	YES
			Slope Conveyor	AC-09	This is a 1.2 m conveyor. The LD-09S chute delivery conveyor is required.	No	YES
	Selection	Set	Twisting Conveyor	LD-09T	This delivers books to the WD-17II weight checking unit and the SS-110 stack stream. This is required when the SC-17 delivery stacker, the SCH-15 delivery stacker, and the HT-110 three-knife trimmer are connected.	No	YES
			Delivery Stacker	SC-17	This is required as delivery unit when the HT-110 three-knife trimmer is not used. The LD-09T twisting conveyor is required when the SB-09V/VF system binder is connected.	YES	YES
		Set	Delivery Roller Conveyor (1 m)	RC-15	This is a delivery roller conveyor unit for the SC-17 delivery stacker.	YES	YES
Delivery Stacker			SCH-15	This is required as delivery unit when the HT-110 three-knife trimmer is not used. The LD-09T twisting conveyor is required when the SB-09V/VF system binder is connected.	YES	YES	
Set	Set	Delivery Roller Conveyor (1 m)	CV-101	This is a delivery roller conveyor for the SCH-15 delivery stacker.	YES	YES	
		Fume Extractor Unit	VS-17	This is a fume extractor for the SB-17/17F/09V/09VF system binder.	YES	YES	
	Fume Extractor Port	VSP-09	This is required when installing the VS-17 fume extractor to the SB-09V/VF system binder.	No	YES		
	Fore-edge Gluing Unit	EP-09	This is a gluing unit for pasting cover sheets and additional sheets.	YES	YES		
	Melt Tank Unit for EVA Glue	MU-17EVA	This is used for EVA glue application. (Drum rollers application)	YES	No		
	Melt Tank Unit for PUR Glue	MU-17PUR	This is used for PUR glue application. (open drum, drum rollers application)	YES	No		
	Nozzle Unit for PUR Glue	NZ-17PUR	This applies PUR glue to book blocks by nozzle.	YES	No		
	Melt Tank Unit for EVA Glue	MU-09EVA	This applies EVA glue to book blocks.	No	YES		
	Melt Tank Unit for PUR Glue	MU-09PUR	This applies PUR glue to book blocks.	No	YES		
	Nozzle Unit for PUR Glue	NZ-09PUR	This applies PUR glue to book blocks by nozzle.	No	YES		
	Pre-heating Power Unit	PH-17	This is used to heat up the MU-09EVA melt tank for EVA glue or the MU-09PUR melt tank for PUR glue for short-make-ready of glue tank change.	YES	YES		
	Book Block Feeder	CBF-SB	This automatically feeds both loose sheet book block and pre-glued book block.	YES	YES		
	Jogger Unit	J-CBF	This jogs the transported book blocks.	YES	YES		
Selection	Conveyor	CBF-CV2	This is a 2 m conveyor for the CBF-SB book block feeder. This allows manual feeding of book blocks.	YES	YES		
	Conveyor	CBF-CV3	This is a 3 m conveyor for the CBF-SB book block feeder. This allows manual feeding of book blocks.	YES	YES		
	Bridge	KB-CBF	This is a bridge over buffer conveyor.	YES	YES		
	Additional Sheet Feeder	ASF-SB-F	Additional sheets can be inserted to the front of book blocks. Up to three ASF-SB-F/R additional sheet feeder can be connected.	YES	YES		
	Additional Sheet Feeder	ASF-SB-R	Additional sheets can be inserted to the front of book blocks. Up to three ASF-SB-F/R additional sheet feeder can be connected.	YES	YES		

*Contact your local dealer about the availability of installation.

OPTION LIST FOR CONNECTING DELIVERY SECTION

NAME	MODEL	DESCRIPTION
Stack Stream	SS-110	Bound books are transported into the SS-110 stack stream to accumulate a predetermined number of books (up to 100 mm) for trimming in the HT-110 three-knife trimmer. The LD-09T twisting conveyor is required when the SB-09V/VF system binder is connected.
Book Pressing Unit	UC-110	This unit is installed on the SS-110 stack stream and presses the fore-edge of the transported books.
Bridge	KB-09	This is a bridge over cooling conveyor.
Bridge	KB-17	This is required when the MG-600 system gatherer, the SB-17/17F/09V/09VF system binder, and the HT-110 three-knife trimmer are connected.
Book Pressing Unit	APP-100	This presses the fore-edge of a book on the cooling conveyor.
Cooling Conveyor (Straight or Curve)	-	Various configurations are arranged depending on space requirements. Longer cooling conveyor is necessary for PUR bound books.
Curve Conveyor Guide	CCG-100	The guide adjusts the position of the delivered book on the cooling conveyor.

OPTION LIST FOR MG-600

NAME	MODEL	DESCRIPTION	
Extension Unit	EU-600	This is required between the MG-600 system gatherer and the SB-17/17F/09V/09VF system binder.	
Image Checker	IC2-MG600a	Image checker check the image of each signature to prevent incorrect loading. The IC2-MG600a image checker is for MG-600a (the first station).	
Image Checker	IC2-MG600b	Image checker check the image of each signature to prevent incorrect loading. The IC2-MG600b image checker is for MG-600b (the second and latter station).	
Thickness Detector	TD-600	This detects the thickness of gathered signatures. The HF-600 hand feed unit for MG-600 is required.	
Stacker Unit	ST-600	The MG-600 system gatherer can be run as a stand-alone unit by connecting the ST-600 stacker unit. The RU-600 reject unit or the CST-600 docking conveyor is required.	
Reject Unit	RU-600	This rejects faulty collated signatures. The HF-600 hand feed unit for MG-600 is required.	
Hand Feed Unit for MG-600	HF-600	This allows an operator to hand-feed additional signatures or sheets.	
Selection	Docking Conveyor	DC-600	This is a connecting unit between the MG-600 system gatherer and the SB-17/17F/09V/09VF system binder.
	Docking Conveyor	CTS-600	This is a docking conveyor for the MG-600 system gatherer when it is used as stand alone. The ST-600 stacker unit can be connected as well.
	Driving Chain End Unit	CU-600	This is required when using the MG-600 system gatherer with the RU-600 reject unit as a stand-alone.

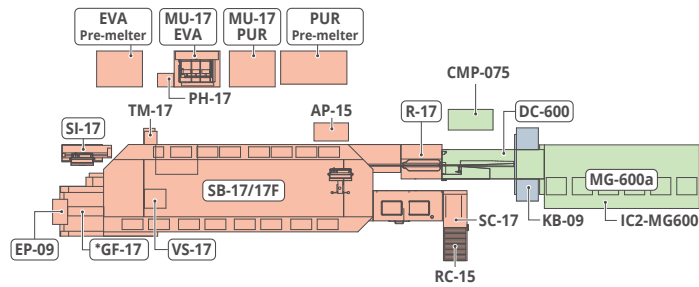
OPTION LIST FOR HT-110

NAME	MODEL	DESCRIPTION	
1.3 m Manual Feed Conveyor	HC-110	This is required to manually feed books when the HT-110 three-knife trimmer is used stand-alone. This is a 1.3 m length conveyor and its speed can be adjusted in three phases.	
Manual Feed Guide	HCG-100	This is the guide set for delivered books, installed at the entrance section of HT-110 on the cooling conveyor.	
Cutting plate and Press Plate	-	These are upper and lower plates for cutting different book sizes.	
Selection	1 m Delivery Roller Conveyor	CV-101	This is a 1 m roller conveyor for the delivery section of the HT-110 three-knife trimmer.
	Delivery Extension Conveyor	CVA-100	This is an extension conveyor which can be extended from 1.5 m to 3.8 m.
Silicon Spraying System	SSP-101	This sprays silicon to the top-bottom knives to inhibit glue from sticking to the knives while trimming.	
Trimming Blower	TB-110	This blows air to collect the trimming waste.	

CONFIGURATIONS WITH OPTIONAL DEVICES

MG-600 + SB-17/17F

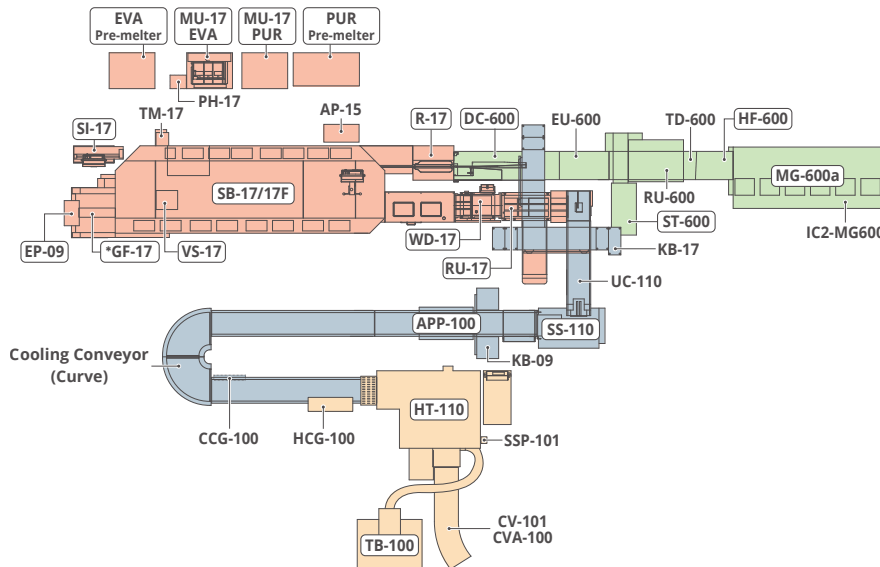
(Top View)



*GF-17 cannot be connected to SB-17F.

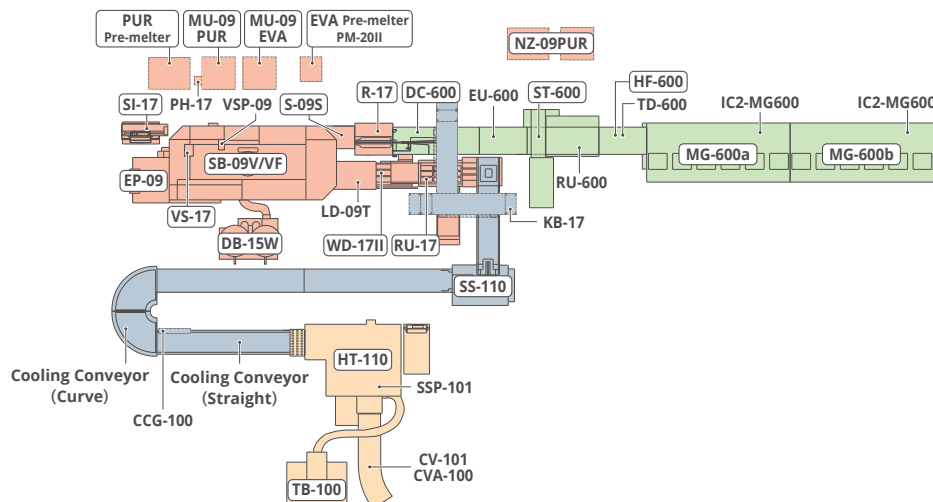
MG-600 + SB-17/17F + HT-110

(Top View)



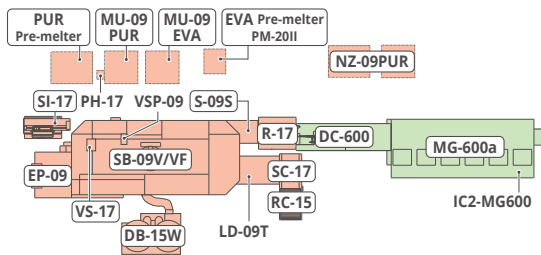
MG-600 + SB-09V/VF + HT-110

(Top View)



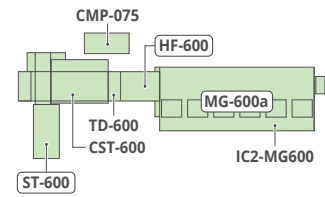
MG-600 + SB-09V/VF

(Top View)



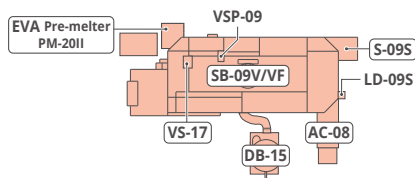
MG-600

(Top View)



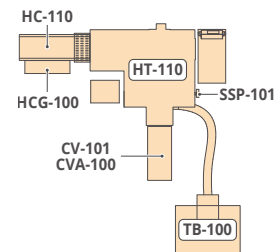
SB-09V/VF (S-09S)

(Top View)




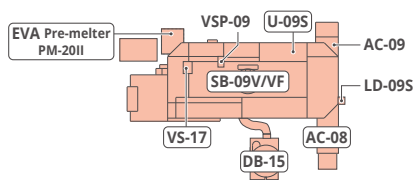
HT-110

(Top View)



SB-09V/VF (U-09S)

(Top View)

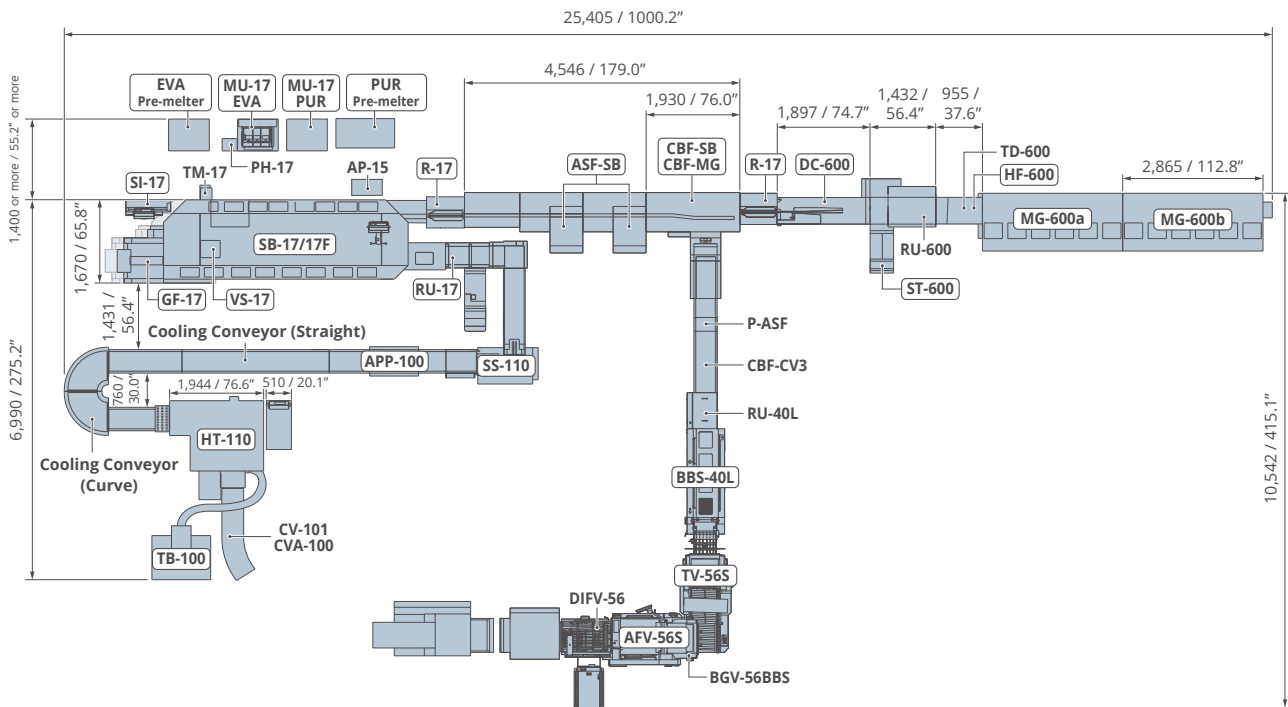


SPECIFICATIONS.

System configuration examples. (Unit: mm / inch)

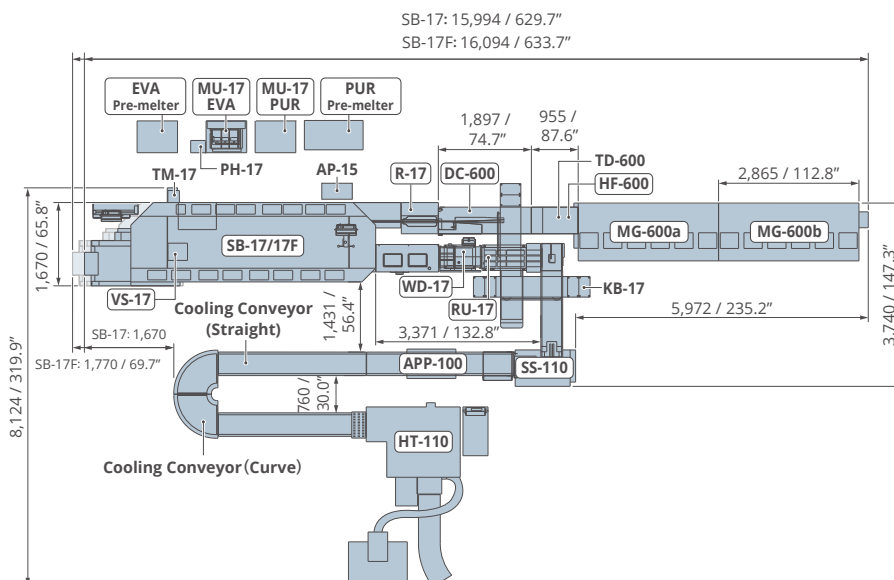
CONFIGURATION 1 (Top View)

- AFV-56S + TV-56S + BBS-40L + CBF-SB + MG-600 + SB-17/17F + HT-110
(Cooling Conveyor: Straight + Curve)







CONFIGURATION 2 (Top View)

- MG-600 + SB-17/17F + HT-110
(Cooling Conveyor: Straight + Curve)



SPECIFICATIONS.


SB-17/17F		
Binding Type	Binding with milling, Binding without milling, Partial gluing (EVA only), and Binding with lining	
Glue Type	EVA glue / PUR glue (Tank is optional)	
Number of Carriage Clamp	17	
Book Block Size 	Spine Length x Fore-edge Length	
	In-line	Portrait Max. 385 x 275 mm or 15.157" x 10.826" Min. 148 x 105 mm or 5.827" x 4.134" (A6)
		Land Scape Max. 250 x 320 mm or 9.842" x 12.598" Min. 135 x 185 mm or 5.315" x 7.284" (B6)
	Off-line	Portrait Max. 400 x 320 mm or 15.748" x 12.598" Min. 148 x 105 mm or 5.827" x 4.134" (A6)
Land Scape Max. 400 x 320 mm or 15.748" x 12.598" Min. 135 x 185 mm or 5.315" x 7.284" (B6)		
Book Thickness	2 to 50 mm or 0.08" to 2"	
Cover Size		Length x Width Max. 400 x 660 mm or 15.748" x 25.984" Min. 135 x 220 mm or 5.315" x 8.662"
Cover Weight Range	SB-17 : Normal Paper : 82 to 302 gsm Coated Paper : 105 to 348 gsm	
	SB-17F : Normal Paper : 82 to 302 gsm Art Paper / Coated Paper : 105 to 348 gsm	
Cover Stack Height	Max. 130 mm or 5.1"	
Production Speed	Without Milling : Max. 6,000 books per hour With Milling : Max. 6,000 books per hour GF-17 Type : Max. 4,000 books per hour	
Voltage/ Frequency	3-phase 200 V, 50 or 60 Hz 3-phase 208 V, 50 or 60 Hz 3-phase 220 V, 50 or 60 Hz (Step down to 200 V by Transformer) 3-phase 400 V, 50 or 60 Hz (Step down to 200 V by Transformer)	
Machine Dimensions	SB-17: W7,100 x D1,700 x H1,500 mm or 279.6" x 67.0" x 59.1"	
	SB-17F : W7,200 x D1,700 x H1,500 mm or 283.5" x 67.0" x 59.1"	


SB-09V/09VF		
Binding Type	Binding with milling, Binding without milling, Pad binding, and Partial gluing	
Glue Type	EVA glue / PUR glue (Tank is optional)	
Number of Carriage Clamps	9, Clamp width is adjusted automatically	
Book Block Size 	Spine Length x Fore-edge Length	
	In-line	Portrait Max. 330 x 250 mm or 12.9" x 9.8" Min. 148 x 105 mm or 5.9" x 4.2"
		Off-line Portrait Max. 400 x 280 mm or 15.7" x 11.0" Min. 148 x 105 mm or 5.9" x 4.2"
	Land Scape Max. 330 x 320 mm or 12.9" x 12.5" Min. 135 x 185 mm or 5.4" x 7.3"	
Book Thickness	1 to 45 mm or 0.04" to 1.77" (depending on conditions)	
Cover Size		Length x Width Max. 400 x 660 mm or 15.7" x 25.9" Min. 135 x 220 mm or 5.4" x 8.7"
Cover Weight Range	Normal Paper : 82 to 302 gsm Coated Paper : 105 to 348 gsm	
	SB-09V : Flap covers cannot be fed. SB-09VF : Flap covers can be fed.	
Cover Stack Height	Max. 130 mm or 5.1"	
Production Speed	Max. 4,000 books per hour	
Voltage/ Frequency	3-Phase 200 V, 50 or 60 Hz 3-Phase 208 V, 50 or 60 Hz 3-Phase 400 V, 50 or 60 Hz	
Machine Dimensions	SB-09V	Stand Alone (with U-09S, AC-08) : W4,350 x D2,585 x H1,660 mm or W171.3" x D101.8" x H65.4"
		System (with S-09S) : W4,720 x D1,685 x H1,660 mm or W192.1" x D66.4" x H65.4"
	SB-09VF	Stand Alone (with U-09S, AC-08) : W4,540 x D2,585 x H1,660 mm or W185.9" x D101.8" x H65.4"
		System (with S-09S) : W4,910 x D1,685 x H1,660 mm or W193.3" x D66.4" x H65.4"

* The machine design and specifications are subject to change without any notice.

* Specifications may vary depending on the job, paper quality, environmental influences, and various other factors. Please do a test run before starting production.

MG-600	
Module Configuration	MG-600a / MG-600b / MG-600b / MG-600c / MG-600b / MG-600b
Number of Hopper	6 hoppers / 12 hoppers / 18 hoppers / 24 hoppers / 30 hoppers / 36 hoppers
Sheet Size	Max. W385 x L275 mm or 15.15" x 10.8" Min. W148 x L105 mm or 5.83" x 4.14"
Sheet Weight Range	Normal Signature sheet Single Sheet: 64 gsm of Normal Paper, 85 gsm of Coated Paper
Bin Stack Height	Normal paper signature : Max. 300 mm or 11.81" Coated paper signature : Max. 150 mm or 5.90"
Max. Transport Thickness	Max. 50 mm or 1.96"
Production Speed	Max. 6,000 sets per hour
Voltage/ Frequency	3-phase 200 to 220 V, 50 or 60 Hz 3-phase 200 to 220 V, 50 or 60 Hz 3-phase 380 or 400 or 415 V, 50 or 60 Hz (Step down to 200 V by Transformer)
Machine Dimensions	MG-600a : W3,200 x D1,180 x H1,690 mm or W126.0" x D46.5" x H66.6" MG-600b/c : W2,860 x D1,180 x H1,690 mm or W112.6" x D46.5" x H66.6"

CBF-SB	
Book Block Size	 Spine Length x Fore-edge Length Max. 385 x 320 mm or 15.15" x 12.59" Min. 148 x 105 mm or 5.83" x 4.13"
Book Block Thickness	Min. 3 mm or 0.12" Max. 50 mm or 1.96" (When SB-17 is connected) 45 mm or 1.77" (When SB-09V is connected)
Cover Weight Range	Sheet Weight Range of Book Block (Book block which is not tentatively pastebounded.) Leaf: Normal Paper: From 81.4 gsm Coated Paper: From 104.7 gsm Signature: 0.6 mm (Normal paper 64 gsm 16-page cross fold) 0.7 mm (Coated paper 104.7 gsm 16-page cross fold)
Production Speed	Max. 3,000 cycles per hour (Maximum 6,000 cycles per hour when using a collator.)
Voltage/ Frequency	3-phase 200 V, 50 or 60 Hz
Machine Dimensions	Main Body + Buffer Conveyor (3 m) W4,100 x D3,100 x H1,400 or W161.5" x D122.1" x H55.2" (When the casters are on the ground.)

HT-110	
Untrimmed Book Size	 Spine Length x Fore-edge Length Max. 410 x 320 mm or 16.14" x 12.59" Min. 148 x 105 mm or 5.83" x 4.14"
Finished Book Size	Max. 366 x 300 mm or 14.40" x 11.81" Min. 145 x 103 mm or 5.71" x 4.05"
Trim Width	Fore-edge : Max. 45 mm or 1.77" (Maximum trim width for fore-edge is 23 mm when the finishing size is A4E-Landscape.) Top and Bottom : Max. 30 mm or 1.18" each
Trim Height	2 to 100 mm or 0.079" to 3.93" *With limitations
Standard Size Trimmed by Standard Accessory	A4, 8.5" x 11", A5, 5.5" x 8.5" (+/- 3 mm or 0.11")
Clamp System and Load	Operated by Servo Motor 4 kN to 12 kN or 800 to 2400 lb (Adjustable in 9 steps)
Production Speed	400 to 1,600 cycles (Adjustable in 13 steps)
Voltage/ Frequency	3-phase 220 V, 50 or 60 Hz (Step down to 200 V by Transformer) 3-phase 400 V, 50 or 60 Hz (Step down to 200 V by Transformer)
Machine Dimensions	Main Body : W1,950 x D2,150 x H1,910 (including pole lamp) mm or 76.8" x 84.7" x 75.2" Power Box : W510 x D1,000 x H1,450 mm or 20.1" x 39.4" x 57.1"

- * a. Max. 50 mm or 1.96" for books which measure 145 mm or 5.71" or shorter length between spine and fore-edge
b. Limitation for books which have a finished length of 325 mm or 12.80" or longer between top and bottom
For example : Max. 55 mm or 2.16" for books which measure 400 mm or 15.74" between top and bottom before trimming
Max. 80 mm or 3.14" for books which have a length of 364 mm or 14.33" between top and bottom before trimming

MORE AT
HORIZON.CO.JP



Horizon

Horizon International Inc.

1601 Asahi, Shinasahicho, Takashima,
Shiga, 520-1501, Japan
Phone : +81-740-25-4570
Fax : +81-740-25-5820
www.horizon.co.jp

Horizon GmbH

Pascalstrasse 20
25451 Quickborn / Germany
Phone : +49 4106 8042-0
Fax : +49 4106 8042-199
www.horizon.de