


Horizon

Collators Stitchers Options

Options for Collators and Stitchers

**Various options are available to
handle wide range of applications.**





ST-60 Tandem Stacker

Connectable Collators

VAC-1000, VAC-600H, SAC-150

- ◆ The twin-tray design delivers 8,000 sets per hour as neatly jogged off-set stacks. When one stack tray becomes full, the sets automatically route to the other stack tray, with no system slowdown.
- ◆ Errored sets are delivered to the built-in reject tray for non-stop operation.
- ◆ A continuously cycling tail jog keeps all sheets well positioned for superior stack quality.



ST-40 Bypass Stacker

Connectable Collators

VAC-1000, VAC-600H, SAC-150

Connectable Stitchers


SPF-200A, SPF-200L, StitchLiner5500

- ◆ Connected between the collating and bookletmaking systems, the ST-40 serves as a high-capacity offset or straight stacking device.
- ◆ Errored sets are delivered to the built-in reject tray for non-stop operation.
- ◆ A continuously cycling tail jog keeps all sheets well positioned for superior stack quality.




SW-12 / SW-20 Criss-Cross Receiving Tray

- ♦ The criss-cross receiving tray swings 90 degrees at each collating interval, clearly separating collated sets to simply post-collating processes. This is also suitable for piling sets onto previously collated sets.



ST-20 Stacker Receiving Tray

- ♦ The stacker receiving tray shifts each collated set laterally, separating the collated sets. When an empty pallet is presented, the stacker rises to its home position to start collating.



PJ-77 Paper Jogger

- ♦ Driven by an independent motor, the paper jogger vibrates collated sheets into perfect alignment. The jogger tray rises automatically by a foot switch to start collating.



ST-20R Stacker Receiving Tray for Right Side Delivery

- ♦ The stacker receiving tray shifts each collated set delivered on the right side laterally.



PJ-77R Paper Jogger for Right Side Delivery

- ♦ The paper jogger vibrates collated sheets delivered on the right side into perfect alignment.



SA-40 Sub Accumulator

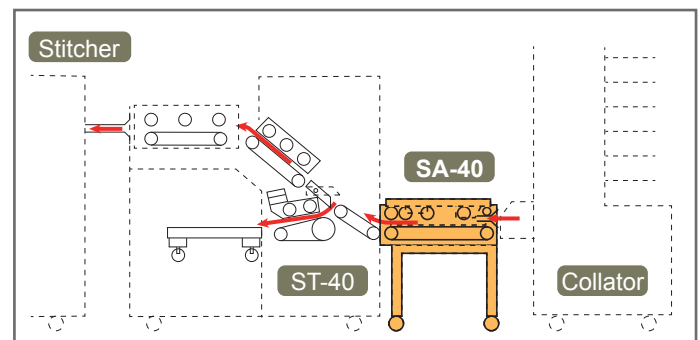
Connectable Collators

VAC-1000, VAC-600H, SAC-150


Connectable Stacker

ST-40

- ♦ The SA-40 sub accumulator temporarily accumulates the sheets delivered from the collator and stabilizes the sheet jog for the stitcher for quality bookletmaking. Also the SA-40 improves the sheet jog for the ST-40 bypass stacker.
- ♦ Using the accumulating mode on the SA-40, every misfed sheets can be ejected.
- ♦ Sheet delivery angle, bulging nose, assist air, stopper plate, and jog waiting time are adjustable for running the various type of paper.



Sheet Flow from Collator to SA-40/ST-40



BC-20 Bypass Conveyor

Connectable Collators

VAC-1000, VAC-600H

Connectable Stitchers


SPF-200A, SPF-200L, StitchLiner5500

Connectable Receiving Tray


SW-12 / SW-20

- ◆ The BC-20 can be connected with the collators, stitchers, and receiving trays (CCR / CCR-DX) all together. The BC-20 switches over from book-letmaking to stacking with simple push of a button.
- ◆ The built-in rejecting tray is equipped for non-stop collation.
- ◆ Sheet jam detection is provided. And the LED shows the location of jam.
- ◆ The BC-20 is equipped with hand feeding function as standard.

Bypass Conveyor BC-20



Criss-Cross Receiving Tray SW-12 / SW-20



Saddle-stitching System StitchLiner5500

Air-Suction Collator VAC-1000 (40 bins)

IC2-V600 Image Checking System

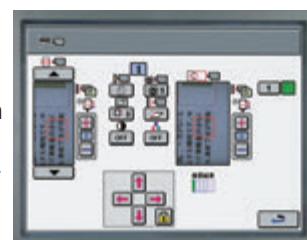
Connectable Collators

VAC-600H

- ◆ Running the memory function, the printed image of each page is scanned and stored automatically.
- ◆ A scanning position can be changed on the touchscreen.
- ◆ The image checking system installed in each bin scans all pages and checks paging disorder. The system can detect differences in color.
- ◆ Using the show-through reduction mode, the image checking system can check thin sheets. The camera does not see images on the back.

Image Storing

Determination mode, sensitivity, size, imaging timing, color check mode, and show-through reduction mode are setup with each bin. A position to scan image is adjustable.




Paging Disorder Checking

The monitor shows six-level of image matching result on each page. When unmatching level become level 5, the CCD-VAC determines paging disorder and collation stops.



The CMOS camera is housed in a transporting section of the collator for space efficiency. Longer lasting high intensity white LEDs are employed for capturing image precisely.

CMOS camera




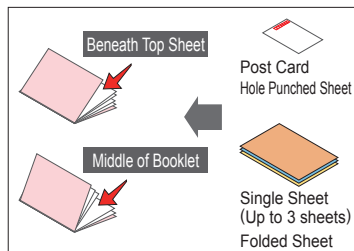
Air-Suction Collator VAC-600H (12 bins)

IM-30 Paper Inserter

Connectable Stitchers

SPF-200A, StitchLiner5500

- ◆ Sheet insertion can be performed in-line with the Stitcher with minimal operator involvement.
- ◆ Maximum production speed is 4,000 booklets per hour with the StitchLiner or 3,600 booklets per hour with the SPF-200A. Faulty set eject function is employed for non-stop operation even when a feed error occurs.
- ◆ Intuitive touchscreen control and quality checking systems (Feed section error sensor, Separation error sensor, Booklet jam sensor) increase production efficiency with minimal errors.
- ◆ Increase production capabilities with a wide range of inserting applications. Up to three sheets can be inserted into the middle of a booklet or beneath the top sheet Vacuum rotary suction feed system enables the feeding of a wide range of sheets, including single sheets, hole punched sheets, post cards and folded sheets.



- ◆ Maximum bin stack height is 125 mm (4.9").
- ◆ With the inline mode, the IM-30 synchronizes the insertion timing automatically with the bookletmaker.
*IM-CC Conveyor is required for connection to the SPF-200A.
- ◆ With the manual feed mode, the system cycles each time the booklet is fed into the infeed; the operator can control the speed of insertion and production.
- ◆ Bookletmaking without insertion is possible without removing the IM-30

IM-30 Options


Connecting Conveyor **IM-CC**

Bypass Conveyor **IM-BC**

Insert Error Detector **IM-SD**

Compressor **CMP-04**

Preset Kicker **PK-30**




SP-1 Corner Stitcher

Connectable Collators

VAC-1000, VAC-600H, SAC-150

- ◆ The SP-1 is a corner stitcher for Horizon collator models.



HOF-400 High Speed Off-line Feeder

Connectable Stitchers


SPF-200A, SPF-200L, StitchLiner5500

- ◆ Digitally printed sheets are fed reliably and with care from the HOF-400 to the saddle-stitching system. A standard mark sensor enables variable sheet count documents to be handled with integrity and verification.
- ◆ A VAC series collator can be connected in line, for processing of conventional offset printed work.
- ◆ The HOF-400 can feed at a speed of 25,000 sheets per hour (A3 / 11" x 17") and 35,000 sheets per hour (A4 SEF/ 8.5" x 11"). This high speed feeding is capable of handling the output of multiple printers.
- ◆ Feature rich newly designed 7" color touch screen display for easy and intuitive operation.
- ◆ The HOF-400 is compatible with a wide variety of system configurations such as sheet feeding, cover feeding, accumulating, bleed trimming and center creasing depending on your needs.

- ◆ The HOF-400 is equipped with a high quality feed detection system for reliable processing. If a mis-feeding occurs in the HOF-400, the system stops before stitching.

Ultrasonic Sensor: Miss-feed, double-feed or jam detection

Mark sensor: Page order detection (top and last sheet)



HOF-400 System Configuration

Accumulator AC-400

The AC-400 accumulates the sheets and transport them to the bookletmaking system. Test sheets and errored sheets are delivered to the reject tray.



Cover Feeder CF-400

The CF-400 merges the cover sheets into the sheets fed from the HOF-400. The maximum pile height is 200 mm / 7.8". Ultrasonic sensor is used for reliable sheet detection.



Fore-edge Trimmer FC-200A



Stitcher & Folder SPF-200A

Bleed Crease Module CR-400

CR-400's impact creaser avoids cracking on digitally-printed applications and also produces crisp tight folded booklets. Bleed trims top and tail edge for finished three side trimmed booklets.



High Speed Off line Feeder HOF-400

HP-200A Hole Punch Unit


Connectable Stitchers

SPF-200A, SPF-200L

- ◆ The HP-200A can perform efficient hole-punching booklet-making in-line with the SPF-200A.
- ◆ Necessary settings and operation can be performed automatically by inputting the sheet size in the color touch-screen on the SPF-200A. Changeover for 2 holes and 4 holes is easy for user-friendly operation.
- ◆ The top-bottom transport belt insures stable booklet transportation. Blower air at fore-edge jog section is equipped as a standard for more accurate and stable production.

- ◆ High speed hole punching can be performed without effect on *the production speed of the SPF-200A. Hole punch, press and through modes can be selected for efficient in-line bookletmaking production.

*Production speed changes depending on the binding mode, booklet thickness and sheet condition.



TBC-200L Top and Bottom Trimmer

Connectable Stitchers

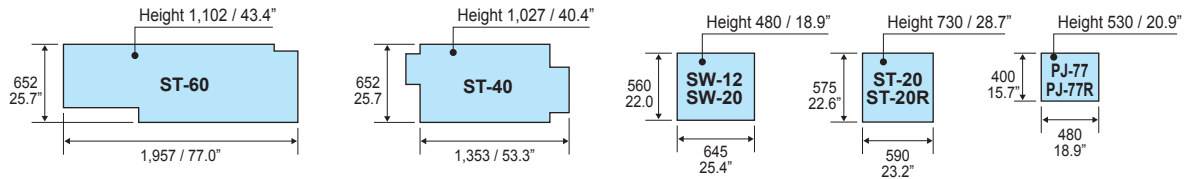
SPF-200A, SPF-200L

- ◆ TBC-200L can be connected with the SPF-200/FC-200 series bookletmaking system. A stand alone model is also available to connect to your existing bookletmaker.
- ◆ Up to 305 mm / 12" spine-to-face can be finished for A4 landscape booklet production.

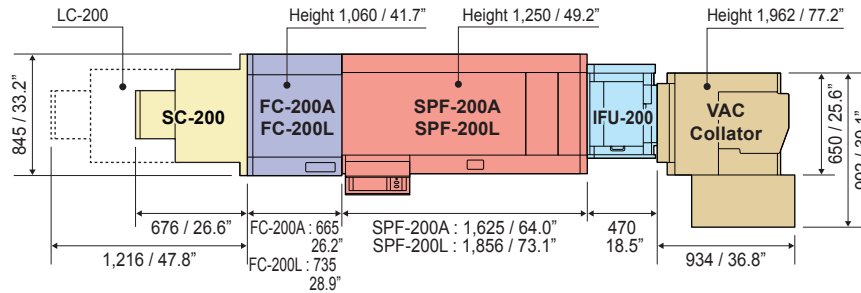
- ◆ Set-up and operation can be controlled from the SPF-200 series touchscreen. An individual touch screen is equipped on the stand alone model.



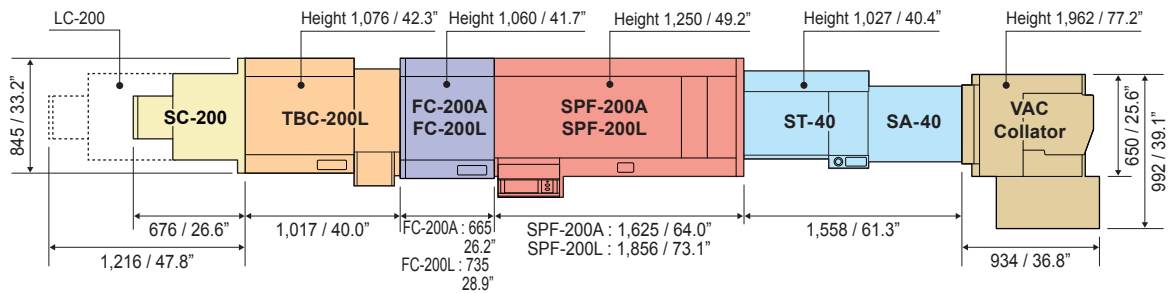
Machine Dimensions Unit (Unit : mm / inch)



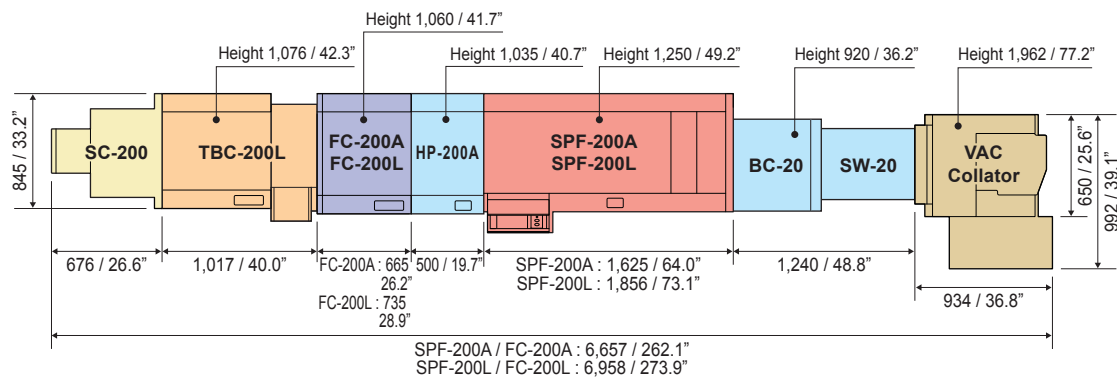
FC-200A/L+SPF-200A/L+IFU-200+VAC Collator



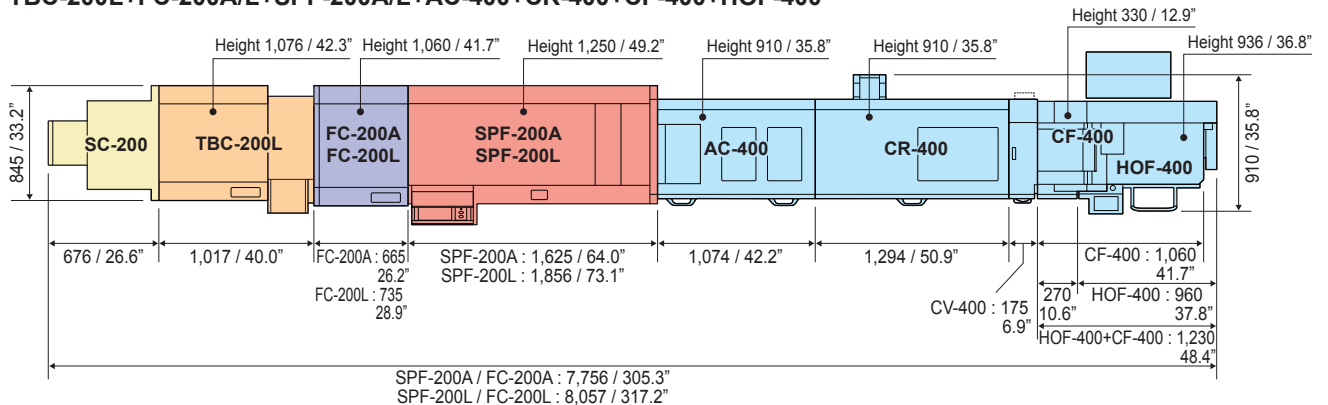
TBC-200L+FC-200A/L+SPF-200A/L+ST-40+SA-40+VAC Collator



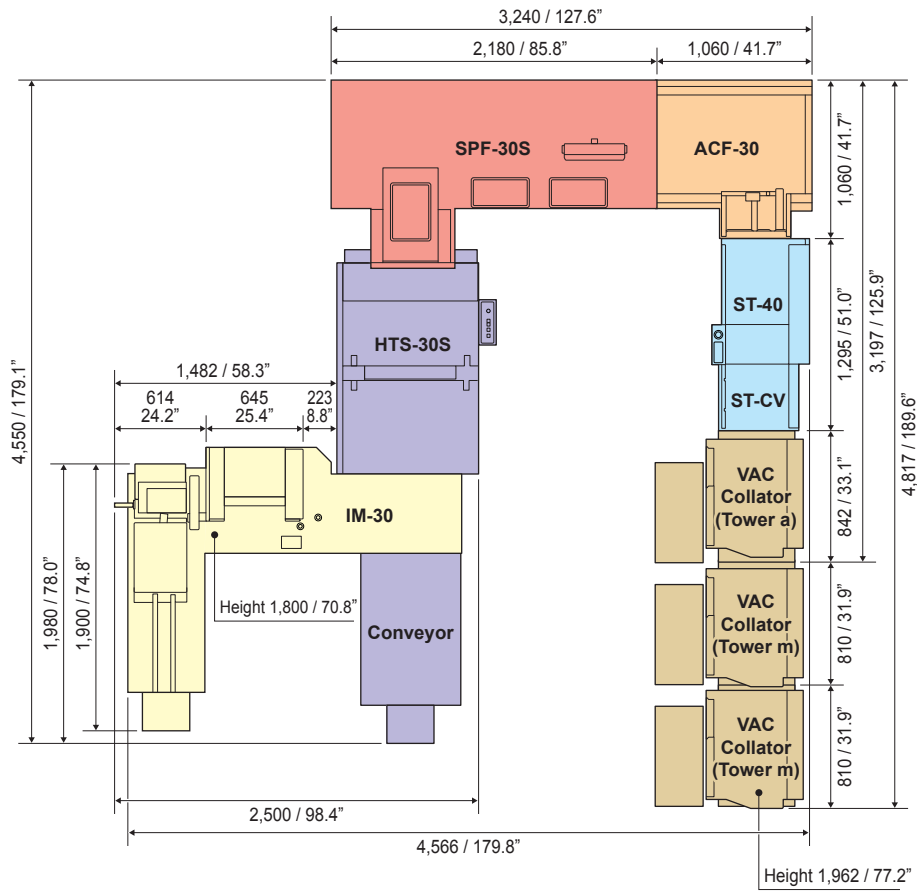
TBC-200L+FC-200A/L+HP-200A+SPF-200A/L+BC-20+VAC Collator



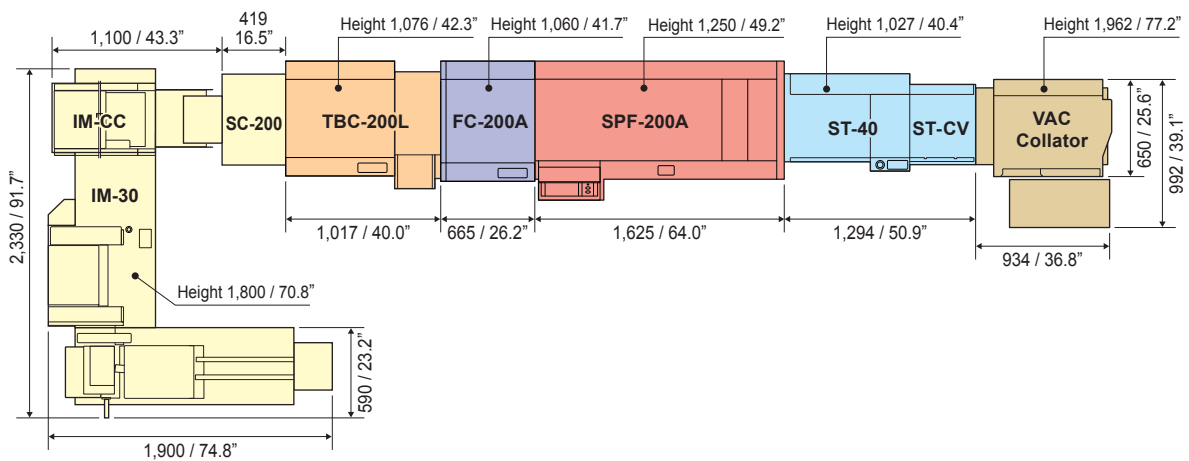
TBC-200L+FC-200A/L+SPF-200A/L+AC-400+CR-400+CF-400+HOF-400



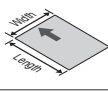
IM-30+StitchLiner5500+ST-40+VAC Collator



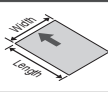
IM-30+IM-CC+TBC-200L+FC-200A+SPF-200A+ST-40+VAC Collator



ST-60 Major Specifications

Sheet Size		Width x Length Max. 350 x 500 mm / 13.8" x 19.7" Min. 182 x 128 mm / 7.2" x 5.0"
Sheet Weight Range	52 to 208 gsm	
Production Speed	2-tray: 8,000 sets per hour (A4 or 8.5" x 11" / 10 sheets / off-set stacked) 1-tray: 5,000 sets per hour (A4 or 8.5" x 11" / 10 sheets / off-set stacked) 1-tray: 8,000 sets per hour (A4 or 8.5" x 11" / 10 sheets / straight stacked)	
Stack Capacity	Right Tray (A): 360 mm / 14.1" Left Tray (B): 580 mm / 22.8"	
Max. Transport Thickness	6 mm / 0.24"	
Voltage / Frequency	Single Phase 200 / 220 / 230 V, 50 / 60 Hz	
Machine Dimensions	W1,957 x D652 x H1,102 mm / W77.1" x D25.7" x H43.4"	

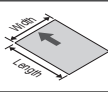
ST-40 Major Specifications

Sheet Size		Width x Length Max. 350 x 500 mm / 13.8" x 19.7" Min. 182 x 128 mm / 7.2" x 5.0"
Sheet Weight Range	52 to 208 gsm	
Production Speed	8,000 sets per hour (A4 or 8.5" x 11" / 10 sheets / straight stacked) 5,000 sets per hour (A4 or 8.5" x 11" / 10 sheets / off-set stacked)	
Stack Capacity	360 mm / 14.1"	
Max. Transport Thickness	6 mm / 0.24"	
Voltage / Frequency	Single Phase 200 / 220 V, 50 / 60 Hz Single Phase 230 V, 50 Hz	
Machine Dimensions	W1,353 x D652 x H1,027 mm / W53.3" x D25.7" x H40.5" (Including Feed Error Tray)	

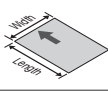
SW-12 / SW-20 Major Specifications

Sheet Size		Width x Length Max. 320 x 470 mm / 12.60" x 18.51" Min. 148 x 210 mm / 5.83" x 8.27"
Stack Pile Height	(A5 - A4) 170 mm / 6.7" (A4 - A3) 100 mm / 4.0"	
Voltage / Frequency	The power is supplied from the collator.	
Machine Dimensions	W645 x D560 x H480 mm / W25.4" x D22.1" x H18.9"	

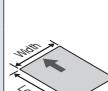
ST-20 / ST-20R Major Specifications

Sheet Size		Width x Length Max. 320 x 450 mm / 12.60" x 17.72" Min. 182 x 128 mm / 7.17" x 5.04"
Stack Pile Height	320 mm / 12.6"	
Voltage / Frequency	The power is supplied from the collator.	
Machine Dimensions	W590 x D575 x H730 mm / W23.3" x D22.7" x H28.8"	

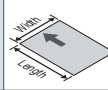
PJ-77 / PJ-77R Major Specifications

Sheet Size		Width x Length Max. 320 x 460 mm / 12.60" x 18.11" Min. 128 x 182 mm / 5.04" x 7.17"
Stack Pile Height	110 mm / 4.4"	
Voltage / Frequency	The power is supplied from the collator.	
Machine Dimensions	W480 x D400 x H530 mm / W18.9" x D15.8" x H20.9"	

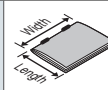
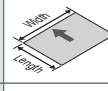
SA-40 Major Specifications

Sheet Size		Width x Length	
		Accumulate	Max. 350 x 500 mm / 13.78" x 19.69" Min. 140 x 204 mm / 5.52" x 8.04"
		Pass Through	Max. 350 x 500 mm / 13.78" x 19.69" Min. 120 x 148 mm / 4.73" x 5.83"
Sheet Weight Range	It depends on the connected collator specifications.		
Max. Thickness	3 mm / 0.11"		
Voltage / Frequency	Belt driving power is transmitted from the Stacker ST-40.		
Machine Dimensions	W710 x D600 x H850 mm / W28.0" x D23.7" x H33.5" (When the transport section is opened)		

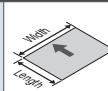
BC-20 Major Specifications

Sheet Size		Width x Length Max. 350 x 500 mm / 13.78" x 19.69" Min. 120 x 148 mm / 4.73" x 5.83"
Sheet Weight Range	It depends on the connected collator specifications.	
Production Speed	Speed is set in three steps to match the driving speed of collator.	
Reject Tray Capacity	Max. 30 mm / 1.2"	
Voltage / Frequency	Single Phase 200 / 220 / 240 V, 50 / 60 Hz Single Phase 230 V, 50 Hz	
Machine Dimensions	W1,255 x D686 x H910 mm / W49.4" x D27.0" x H35.9"	

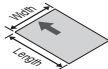
IM-30 Major Specifications

Booklet Size		Width x Length Max. 312 x 230 mm / 12.2" x 9.0" (A4 wide, Maximum size for StitchLiner) Min. 257 x 182 mm / 10.2" x 7.2" (B5)
Sheet Weight Range for Booklet	Bond Pape: 64 to 210 gsm Coated Paper: 80 to 210 gsm	
Page Number of Booklet Available (Before Inserting)	4 pages (available depending on the condition) to 80 pages (82 gsm)	
Insert Position	Middle of booklet, or Beneath top sheet	
Sheet Size		Width x Length Max. 297 x 220 mm / 11.6" x 8.6" Min. 148 x 100 mm / 5.9" x 4.0" (A6)
Sheet Weight Range for Sheet	Normal Paper: 64 to 210 gsm Coated Paper: 74 to 210 gsm	
Number of Sheets Inserted	Up to 3 sheets	
Bin Stack Height	125 mm / 4.9" / Bin	
Error Detection	Feed Section Error, Separation Error, Booklet Jam	
Production Speed	Inline with StitchLiner: Max. 4,000 booklets per hour (Nonstop operation with Faulty Set Ejecting Function) Stand-alone or In-line with SPF-200A/FC-200A: Max. 3,600 booklets per hour (Transport Speed of booklet can be changed in the three steps.)	
Voltage / Frequency	3-Phase 200 / 220 V, 50 / 60 Hz Single Phase 230 V, 50 Hz	
Machine Dimensions	W2,330 x D1,900 x H1,800 mm / W91.8" x D74.8" x H70.9"	

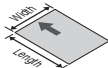
SP-1 Major Specifications

Sheet Size		Width x Length Max. 364 x 257 mm / 14.33" x 10.12" Min. 210 x 148 mm / 8.27" x 5.83" B4 / A4 / B5 / A5
Functions	Corner stitch	
Sheet Weight Range	Normal Paper 67 gsm or more	
Stitch Thickness	Normal paper 64 gsm: Up to 50 sheets Normal paper 81 gsm: Up to 40 sheets Maximum Stitching Width: Up to 4 mm / 0.16"	
Corner Stitching Position	Standard Corner Angle: 45 degrees Stitching position is adjustable.	
Stitching Wire	Standard: 0.52 mm / 0.02"	
Production Speed	Maximum 2,800 booklets per hour (A4-Finish, 2 sheets) Maximum 2,200 booklets per hour (A4-Finish, 15 sheets)	
Voltage / Frequency	The power is supplied from the collator.	
Machine Dimensions	W900 (1,250 mm with delivery tray) x D700 x H780 mm W35.5" (49.3" with delivery tray) x D27.6" x H30.7"	

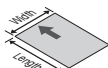
HOF-400 Major Specifications

Sheet Size		Width x Length Max. 356 x 610 mm / 14.0" x 24.0" Min. 203 x 203 mm / 8.0" x 8.0"
Sheet Weight Range	Normal Paper: 52 to 157 gsm Coated Paper: 73 to 157 gsm *When you use thin sheets, you need to decrease the speed depending on the sheet size. *The machine can feed thick sheets (157 through 209 gsm), but the feed speed will decrease	
Sheet Pile Height on Feed Tray	Max. 620 mm / 24.4"	
Production Speed	Max. 25,000 sheets per hour [A3] Max. 35,000 sheets per hour [A4 SEF] Max. 45,000 sheets per hour [A4 LEF] (When the sheets are processed one by one.)	
	4,000 booklets per hour (Without Creasing, 16-page, A4 size booklet) 3,200 booklets per hour (With Creasing, 16-page, A4 size booklet) 5,000 booklets per hour (Without Creasing, 16-page, A5 size booklet) 4,000 booklets per hour (With Creasing, 16-page, A5 size booklet) The production speed is limited depending on the stitcher.	
Voltage / Frequency	3-phase 200 - 220 V 50 / 60Hz 3-Phase 380 / 400 / 415 V, 50 Hz / 60 Hz	
Machine Dimensions	HOF-400: W960 x D740 (When including the blower box: 1,050 mm / 41.4") x H936 mm / W37.8" x D29.2" x H36.9" Blower Box: W553 x D305 x H350 mm / W21.8" x D12.0" x H13.8"	

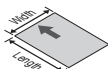
CF-400 Major Specifications

Sheet Size		Width x Length Max. 356 x 610 mm / 14.0" x 24.0" Min. 148 x 203 mm / 6.0" x 8.0"
Sheet Weight Range	Normal Paper: 64 to 350 gsm Coated Paper: 79 to 350 gsm *When you use thin sheets, you need to decrease the speed depending on the sheet size.	
Sheet Pile Height on Feed Tray	200 mm / 7.8"	
Voltage / Frequency	3-phase 200 - 220 V 50 / 60Hz 3-Phase 380 / 400 / 415 V, 50 Hz / 60 Hz (The power is supplied from the HOF-400.)	
Machine Dimensions	Feed Section: W1,060 x D640 x H330 mm / W41.8" x D25.2" x H13.0" Transport Section: W275 x D640 x H910 mm / W10.9" x D25.2" x H35.9"	

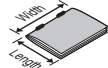

CR-400 Major Specifications

Sheet Size		Width x Length Max. 356 mm x 610 mm / 14.0" x 24.0" Min. 148 mm x 203 mm / 6.0" x 8.0"
Sheet Weight Range	Normal Paper: 52 to 350 gsm Coated Paper: 73 to 350 gsm	
Trim Width	Max. 25.4 mm / 1.00" Min. 3 mm / 0.12" *When the sheet width is 193 mm or shorter, the trim width also becomes shorter according to the sheet width.	
Finished Sheet Width	Max. 356 mm / 14.01" Min. 142 mm / 5.59"	
Creasing Mechanism	One set of rubber roller and punch (positive)	
Production Speed	When creasing 28,000 sheets per hour (203 x 203 mm / 8.0" x 8.0") 25,000 sheets per hour (A4) 17,000 sheets per hour (A3)	
Voltage / Frequency	Single Phase 200 - 240 V, 50 Hz / 60 Hz	
Machine Dimensions	W1,294 x D852 x H910 mm / W51.0" x D33.6" x H35.9"	

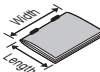
AC-400 Major Specifications

Sheet Size		Width x Length Max. 356 x 610 mm / 14.000" x 24.000" Min. 148 x 203 mm / 6.000" x 8.000"
Sheet Weight Range	Normal Paper: 52 to 350 gsm Coated Paper: 73 to 350 gsm	
Production Speed	Max. 25,000 sheets per hour (A3) Max. 35,000 sheets per hour (A4 SEF) Max. 45,000 sheets per hour (A4 LEF) (When the sheets are processed one by one.)	
Voltage / Frequency	Single Phase 200 V, 50 / 60 Hz Single Phase 208 V, 50 / 60 Hz Single Phase 220 V, 50 / 60 Hz (The power is supplied from the HOF-400.)	
Machine Dimensions	W1,074 x D655 x H910 mm / W42.3" x D25.8" x H35.9"	

TBC-200L Major Specifications

Untrimmed Booklet Size		Width x Length Max. 356 x 305" mm / 14" x 12" (*When connecting with SPF-200L) Min. 120 x 85 mm / 4.725" x 3.347"
Finished Booklet Size		Width x Length Max. 352 x 305 mm / 13.84" x 12" Maximum 356 mm / 14" width can only be transported. Min. 120 x 85 mm / 4.725" x 3.347"
Trim Width	Max. 25.4 mm / 1" Min. 2 mm / 0.08"	
Trim Thickness	Max. 5 mm / 0.195"	
Production Speed	Max. 4,000 booklets per hour	
Voltage/Frequency	Single Phase 200 to 240 V, 50 / 60 Hz	
Machine Dimensions	W1,063 x D845 x H1,076 mm / W41.9" x D33.3" x H42.4"	

HP-200A Major Specifications

Sheet Size		Width x Length	
		Punch	Max. 356 x 254 mm / 14.01" x 10.00" (When inserting a paper, W356 x L235 mm / 14.01 x 9.25") Min. 210 x 148 mm / 8.27" x 5.83"
		Press	Max. 356 x 254 mm / 14.01" x 10.00" (When inserting a paper, W356 x L235 mm / 14.01 x 9.25") Min. 210 x L48 mm / 8.27" x 5.83"
		Through	Max. 356 x 508 mm / 14.01" x 20.00" Min. 120 x 90 mm / 4.72" x 3.54" Max. Thickness of Sheet Block 4 mm / 0.15" (Depending on the sheet weight)
Sheet Weight Range	Normal Paper: 64 to 157 gsm Art Coated Paper: 85 to 157 gsm		
Punch Thickness	Max. 3.2 mm / 0.12" (Up to 40 sheets, 20 sheets stitched and folded, of 64 gsm)		
Number of Holes	4 holes		
Punch Hole Pitch	80 mm / 3.14"		
Punch Hole Position	Dimension from the booklet spine to center of hole can be adjusted from 9 through 14 mm with panel setting.		
Punch Hole Diameter	6 mm / 0.23"		
Production Speed	Saddle Stitch	Max. 4,300 booklets per hour (A5 booklet, booklet thickness 2.5 mm or less) Max. 4,000 booklets per hour (A4 booklet, booklet thickness 2.5 mm or less)	
	Fold Only	Max. 4,000 booklets per hour (A5 booklet, booklet thickness 2.5 mm or less) Max. 3,700 booklets per hour (A4 booklet, booklet thickness 2.5 mm or less)	
Voltage / Frequency	Single Phase 200 / 220 / 230 / 240 V, 50 / 60 Hz		
Machine Dimensions	W500 x D770 x H1,035 mm / W19.7" x D30.4" x H40.8"		



*The machine design and specifications are subject to change without any notice.

Distributed by

HORIZON INTERNATIONAL, INC.

510 Kuze Ooyabu-cho, Minami-ku, Kyoto, 601-8206, Japan Phone : +81-(0)75-934-6700, Fax : +81-(0)75-934-6708, www.horizon.co.jp

160115/SO/CollSitOP/03E/TV