

Horizon

 iCE Series

STITCHING

iCE STITCHER SPF-2000 Series

Next Generation
In-line Booklet Making System



NEXT GENERATION FULLY AUTOMATED BOOKLET MAKING SYSTEM

Enhanced automation, quality and user friendliness for high productivity of up to 4,700 cycles per hour.



BENEFITS

EASY OPERATION

SPF-2000 is equipped with a new 15 inch control panel ("Horizon XUI") that enables easy setup, even for non-skilled operators. Newly designed covers allow for easy access to achieve fast maintenance and minimize downtime. More sections are automated than ever before to increase productivity and efficiency.

HIGH QUALITY

Booklet quality has been enhanced with features like separating air and jogging functions at the stitching section, a press roller at the folding section, and a jogging function at the fore-edge trimming section. Quality and consistency is increased even further with optional quality control functions for stitch and thickness detection.

PRODUCTIVITY

SPF-2000 achieves a max production rate of *4,700 cycles per hour while excelling at high-mix, low volume production with faster changeover speeds (up to 50%) and more automation, changeovers can be carried out without any manual part adjustments.

*A5 finished size with stitching.

SPACE SAVING

SPF-2000 features a compact footprint and has the ability to produce a wide range of applications like A4 landscape format booklets.

FLEXIBLE CONFIGURATION

System can be configured for both digital and offset workflows and can be connected to iCE LiNK, our cloud based postpress management system.

ENHANCEMENTS AND NEW FUNCTIONS

Quality

- Separation air and jogging in the stitching section enables enhanced stitching quality.




- The press roller in the folding section prevents sheets from bouncing back before folding.



Detail scene



- Sheets are jogged before trimming for superior finishing quality.



- The booklet quality has been greatly improved with enhanced stitch detection.



Productivity

- The production speed is 5% faster than the previous model, achieving 4,700 cycles per hour for A5 portrait booklets.

4,700
Cycles per hour

- The stitching section guide bar no longer needs to be attached or detached when changing jobs and decreases the changeover time by up to *50% for A5 portrait booklets.

50%
Faster changeover

*Setups and changeovers that include a home position return can be shortened by up to 47 seconds.

Functionality

- A4 landscape booklets can be produced, even with its compact design.

A4
Landscape



- Centered single or *triple stitching are now possible.
*Stitch distance can be adjusted from 62 to 114 mm or 2.44" to 4.48".

- The SPF-2000 comes ready to connect to iCE LiNK.


iCE Series

Operation

- The access to the inside of the machine has been improved, making it easier to operate. Operators can access the inside for easy maintenance.



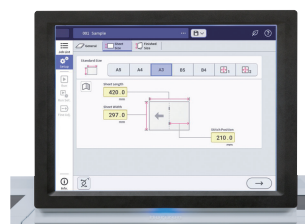
- The system can now be conveniently started and stopped from the delivery section.



- New 15 inch control panel ("Horizon XUI") enables easy setup, even for nonskilled operators.



Detail scene



SECTION BY SECTION



Long Conveyor
LC-2000AR

Fore-edge Trimmer
FC-2000

Stitcher & Folder
SPF-2000

Infeed Conveyor
IFU-2000


Air-Suction Collator
VAC-L600H (12 bins)

1 TOUCH PANEL DISPLAY



The newly equipped control panel "Horizon XUI" helps operators for easy setup. The 15" monitor has easy-to-recognize icons that enable intuitive operation during setup and changeovers. Additionally, a wide variety of finishing style can be chosen with the touch of a button, with the ability to store up to 999 jobs for quick and easy retrieval. Fine adjustments can be performed on-the-fly to help ensure high quality finishing.

2 HAND MARRYING: IFU-2000 Option



The IFU-200 allows hand feeding of previously collated sets, heavy cover material or difficult stocks in three modes.


- Hand marrying mode 1 : Insert sheets for one booklet.
- Hand marrying mode 2: Merge a hand-fed set on top of a set from the collator.
- Hand marrying mode 3: Merge a set from the collator on top of a hand-fed set.

3 JOGGING




The jog count and stroke can be adjusted to handle a wide variety of sheets. Separation air enables sheets to be jogged more effectively before stitching.

4 STITCHING




When performing stitching only, up to 48 sheets of normal paper (64 gsm / 50lb. offset) can be processed, and when performing stitching and folding, up to 24 sheets of normal paper (64 gsm / 50lb. offset) can be processed. The booklet quality has been greatly improved with enhanced stitch detection, additionally, the wire feeding sensor alerts when the wire spool is nearly empty or jamming, and stops the system to prevent non-stitched booklets. As a new feature, centered single and triple stitching* are now possible.*Optional parts are required.

5 FOLDING



The folding roller and press roller gaps are automatically adjusted according to the booklet thickness. Additionally, a press roller in the folding section prevents sheets from bouncing back before folding for improved accuracy and stopper guide enables quick and easy fine adjustments. Finally, a jog sensor detects jog faults and rejects any errored booklets to the reject tray.

6 FORE-EDGE TRIMMING




A servo-motor is employed for knife driving to provide high speed and sharp fore-edge trimming, while top-bottom transport belts ensure smooth booklet transportation and delivery. Sheets are jogged before trimming for superior finishing quality, and trimmings are blown down into an external trim box by air so that no chips are left in the trimming area. The trimming section features a durable casting structure for quality trimming.

7 DELIVERY

The SPF-2000 features shingled delivery for finished booklets. Delivery rollers have been redesigned to improve the stability of booklet delivery, and as a new feature, the system can now be conveniently started and stopped from the delivery section.


Four delivery conveyors of differing lengths and automation levels are available: SC-2000, SC-2000AR, LC-2000, and LC-2000AR. The SC-2000AR and LC-2000AR models automatically adjust the delivery roller position based on input job information.

- SC-2000AR: Short Conveyor with an Automated Delivery Rollers




Finished booklets are neatly delivered to a compact conveyor, 532 mm or 20.9" in length.

- LC-2000AR: Long Conveyor with an Automated Delivery Rollers



A large number of booklets can be delivered with a long conveyor, one meter in length.

8 FAULTY SET REJECTION



Errored sets are rejected to the reject tray so that only correct booklets are delivered to the conveyor.

FEEDING OPTIONS.

High Performance Feeding Options.

COLLATORS

VAC-L600H / VAC-L1000 / VAC-600H / VAC-1000

High speed and stable collation for a wide variety of paper stocks.
Advanced programming functions for easy and efficient collating.

TOWER SELECTION

VAC-L600 / L1000 Extended bin length for larger sheets

Sheets up to 610 mm (24") in length can be loaded for A4 landscape booklet production.



VAC-L600H
(12 bins)



VAC-L1000
(30 bins)

VAC-600H / 1000 Stable, high-speed collating

Sheets up to 500 mm (19.68") in length can be loaded for A4 portrait or smaller booklet production.



VAC-600H
(12 bins)



VAC-1000
(20 bins)

EXPANDED PAPER SIZE CAPACITY VAC-L600H / VAC-L1000

Sheets up to 610 mm (24") in length can be loaded for A4 landscape booklet production. An optional extra side blower can be equipped for stable feeding of large size or heavier weight substrates.



IMPROVED FEEDING PERFORMANCE

VAC-L600H / VAC-L1000

Individual air supply at each bin provides independent adjustment depending on paper stock and quality for stable and efficient feeding.

DIGITAL FEEDING VAC-L600H / VAC-L1000

The D-VAC600 digital feed kit is provided as standard equipment to allow the collator to run as a feeder for digital prints. The system can be easily switched from the collator and feeder on the touch panel.

STABLE FEEDING

Unique rotary suction feeding system provides stable sheet feeding for a wide variety of paper stocks even folded signatures.

HIGH QUALITY

The block feed feature separates one book block into several sections to enhance the folding quality for thick booklet production. Reducing the number of sheets processed at one time in the fold section on the Stitching system provides sharper and tighter folding quality.

NON-STOP PRODUCTION

The double cycle feature can divide bins/towers into two sections and switch between them automatically for continuous operation with minimized downtime for sheet loading.

RELIABLE PRODUCTION

The reliable double feed detection insures the reject of errored sets. Optional image checker (IC2-V600) is available as an option to ensure page order and integrity for higher quality control.

HIGH-SPEED SHEET FEEDER

HOF-400

Near-Line Solution for cut sheet digital printing.

HIGH SPEED FEEDING

Digitally collated sheets are reliably fed into the saddle-stitching system at a maximum speed of 25,000 sheets per hour with A3 or 11" x 17" and 35,000 sheets per hour with A4 SEF or 8.5" x 11". This high speed feeding is capable of handling the output of multiple printers.

VARIABLE THICKNESS PRODUCTION

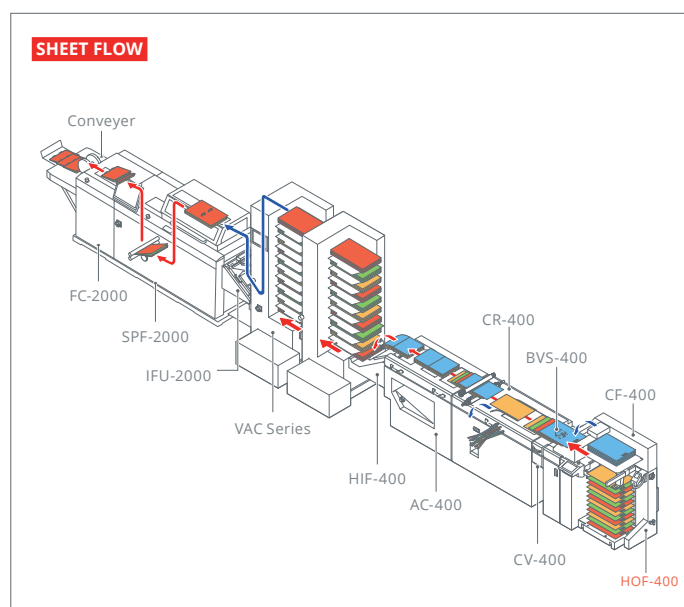
A standard mark sensor enables variable sheet count documents to be handled with integrity and verification. The VAC series collator can be connected in-line, for processing of conventional offset printed work.

USER FRIENDLY OPERATION

Features 7" color touch screen display for easy and intuitive operation. The HOF-400 is equipped with a high quality feed detection system for reliable processing. If mis-feeding occurs in the HOF-400, the errored set is ejected before stitching.

A WIDE VARIETY OF OPTIONS

The HOF-400 is compatible with a wide variety of system configurations such as cover feeding, accumulating and barcode verification depending on your needs.



ADDITIONAL OPTIONS.

Performance Enhancing Options.

| BC-20 BYPASS CONVEYOR / ST-40 BYPASS STACKER

FOR BOOKLET PRODUCTION

- The BC-20 or ST-40 transports collated sets from the VAC series to the saddle-stitching system.
- Errored sets are delivered to the built-in reject tray for non-stop operation.
- Hand feeding function is equipped for efficient small-lot production.
- The BC-20 or ST-40 easily switches over from bookletmaking to stacking. (*The BC-20 requires the SW-20 receiving tray for stacking.)
- Sheet jam detection is provided for both bypass units. The LED lights show the location of jams on the BC-20 and the error code is shown on the control panel of the ST-40 for quick and easy recovery.

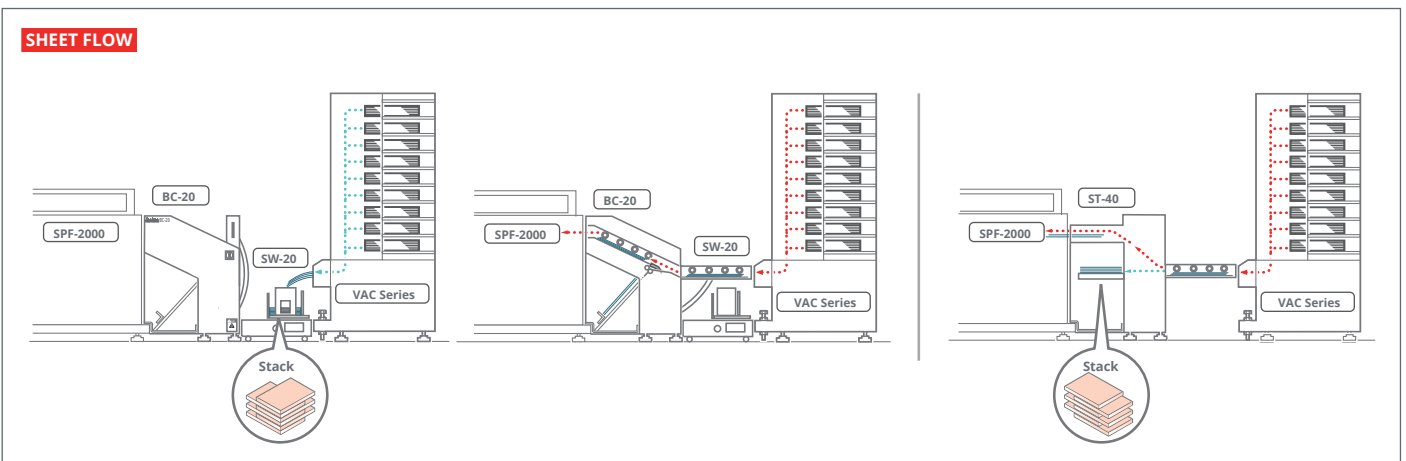
FOR COLLATING OPERATION

SW-20 CRISS-CROSS RECEIVING TRAY *CONNECTED TO THE BC-20

- Offset stacking mode to shift each collated set by 90 degrees in the tray.
- Stack capacity: Max. 170 mm / 6.7" (A5-A4)

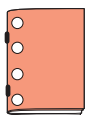
ST-40 BYPASS STACKER

- Collated sets are jogged and stacked on the pallet.
- Offset stacking feature shifts each collated set laterally.
- Stack capacity: Max. 360 mm or 14.1"
- Counter feature enables stopping at the preset number of stacks automatically.

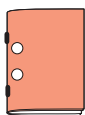


HP-2000 HOLE PUNCH UNIT

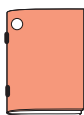
- The HP-2000 can efficiently perform hole-punch bookletmaking in-line.



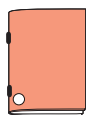
4 holes punching



2 holes punching



Corner punching
(rear)



Corner punching
(front)

- Necessary settings and operations can be performed automatically by inputting the sheet size into the control panel of the SPF-2000. Changeovers for 2 and 4-hole punching is easy with user-friendly operation.

- Blower air at fore-edge jog section is equipped as a standard for more accurate and stable production.
- Hole punch, press and bypass modes can be selected for efficient in-line bookletmaking production.
- The machine alerts the operator with a warning buzzer when the punching waste is full.



OPTIONS.

| FST-2000 FOUR STITCHING UNIT

- Additional stitcher heads can be mounted for up to 4 stitches per booklet. Optional stitcher heads (#27 – thickness 0.45 mm) are available.

| PN-2000 PAPER INSERTION KNIFE UNIT

- The PN-2000 inserts a single sheet into the center spread of a booklet. For example, an A4 size single sheet can be inserted into an A4 finished size booklet.

| LOOP STITCH KIT

- An optional loop stitch kit can be fitted to the standard stitcher heads to meet a variety of customer applications. Loop stitch kit is required for each stitcher head.



| HBR2000SPF HAND HELD BARCODE READER

- The HBR2000SPF scans barcodes to allow for automatic job retrieval from either iCE LiNK or the internal job memory storage.



| PK-2000 PRESET KICKER

- According to a preset number input on the touchscreen, one booklet is skewed to easily identify and separate the end of a series.

| TB-2000 CHIP EXTRACTOR

- The TD-2000 checks the thickness of each booklet. An errored book is rejected to the reject tray for non-stop operation.

| TB-2000 CHIP EXTRACTOR

- Powerfully blows out cutting waste from the fore-edge trimmer.



OPTIONS FOR THE ICE STITCHER SPF-2000

NAME		MODEL	DESCRIPTION	
Unit	Fore-Edge Trimmer	FC-2000	Trims the fore-edge of the booklet.	
	Hole Punch Unit	HP-2000	Punches the holes in the booklet.	
	Infeed Conveyor	IFU-2000	Feeds the sheets into the SPF-2000.	
Cover	Delivery Side Cover	COV-L2000	Needed for standalone SPF-2000 without FC-2000	
	Infeed Side Cover Kit	COV-R2000	Needed for standalone SPF-2000 without IFU-2000	
Guide	Front Corner Stich Guide	M252212-02	Required to perform the front corner stitch.	
	Guide for CD Size	A913502-00	Required to stitch CD size sheets.	
Stitch Section	Four Stitching Kit	FST-2000	Set of 2 parts for additional stitcher heads (stitcher heads are not included) 3-stitching is available by	
	Stitcher Head	4039529-00	For 0.4 to 0.5 mm thickness wire.	
	Wire No.24	A955335	0.60 mm or 0.024"	
	Wire No.25	A955336	0.55 mm or 0.022"	
	Wire No.26	A925873 (Standard)	0.50 mm or 0.02"	
	Wire No.27	A925872	0.45 mm or 0.018"	
	Kit for thick wire	4037978 (9964325)	No.24 through 26 wire (0.6 mm to 0.5 mm) can be installed.	
	Loop Stitch Bender	4038146 (9964441)	No.24 through 26 wire (0.6 mm to 0.5 mm) can be installed.	
	Loop Stitch Former	4037991 (9964495)	No.24 through 26 wire (0.6 mm to 0.5 mm) can be installed. This former supports a loop stitch thickness of up to 2 mm and an inner loop diameter of up to 6 mm. (Loop stitch is available only for booklets.) Parts Book: Fig	
	Child Proof Clincher	4037956 (9963602)	No.26 through 28 wire (0.5 mm to 0.4 mm) can be installed. (Mis-stitch detection is not available.)	
	Hand Held Barcode Reader	HBR2000SPF	Scan barcodes to allow for automatic job retrieval from either iCE LiNK or the internal job memory storage.	
	Indicator Light	TL-SPF2000	The color of the LED indicates the operational status of the system.	
Fold Section	Stepped Fold Knife and Stepped Fold Rollers (mm)	A913500-00	For digital printing, sheets are folded accurately using the fold knife and fold rollers.	
	Stepped Fold Knife and Stepped Fold Rollers (inch)	A913501-00	For digital printing, sheets are folded accurately using the fold knife and fold rollers.	
Trim Section	Trimmings Blower	TB-2000	Chip extractor that ejects trimmings with air to allow for more continuous operation.	
	Thickness Detector	TD-2000	The booklet thickness is measured when pressing a booklet to trim. If there is any problem, the booklet is rejected.	
Conveyor Section	Preset Kicker	PK-2000	The last booklet of a preset number of booklets is kicked out diagonally for easy separation of sets.	
	Selection	Long Conveyor	LC-2000	Delivery Conveyor 1 m or 3.28 ft in length.
		Long Conveyor with an Automated Delivery Rollers	LC-2000AR	A long delivery conveyor equipped with delivery rollers that automatically adjust their position depending on finished booklet sizes for stable delivery.
		Short Conveyor	SC-2000	Delivery Conveyor 0.54 m or 1.65 ft in length.
		Short Conveyor with an Automated Delivery Rollers	SC-2000AR	A short delivery conveyor equipped with delivery rollers that automatically adjust their position depending on finished booklet sizes for stable delivery.
Others	Extra Air Blower	EAB2000SPF	Additional blower for stitching section. Sheets are aligned easier by blowing the separation air from the leading edge side when sheets are fed into the stitch section.	
	Downstream Device Connection Kit	IF-SPF2000	Required to connect the IM-30/MKU-38/PSX-56/PST-44	
	Paper Insertion Knife Unit	PN-2000	Single sheet can be inserted into the center spread of a booklet.	
	Slide Rail	SL-S	Used for moving the SPF-2000 to create a gap between the VAC	
		SL-SF	Used for moving a SPF-2000 + FC-2000 system to create a gap between the VAC	
		SL-SHF	Used for moving a SPF-2000 + FC-2000 system to create a gap between the VAC	

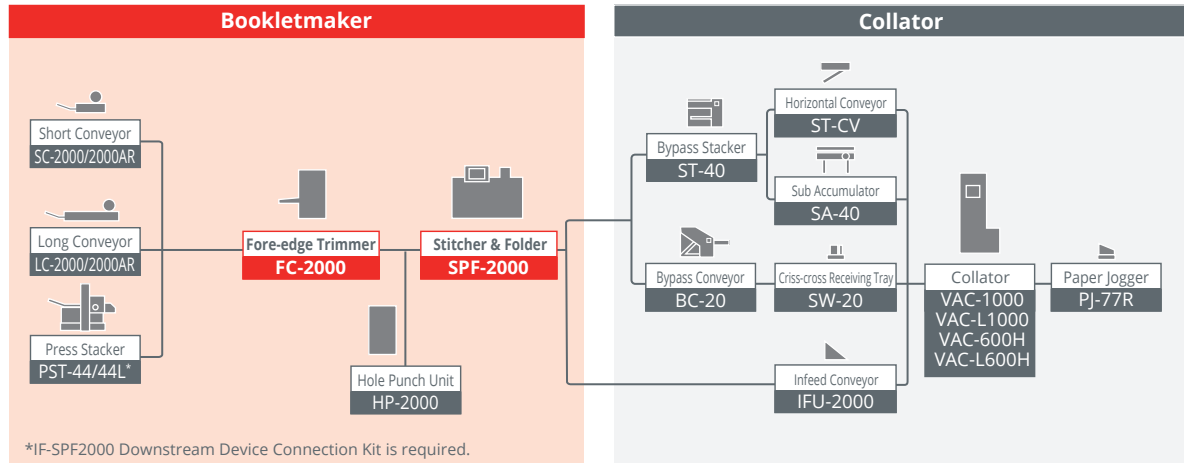
SYSTEM CONFIGURATIONS.

Available Combination of Models and Dimensions.

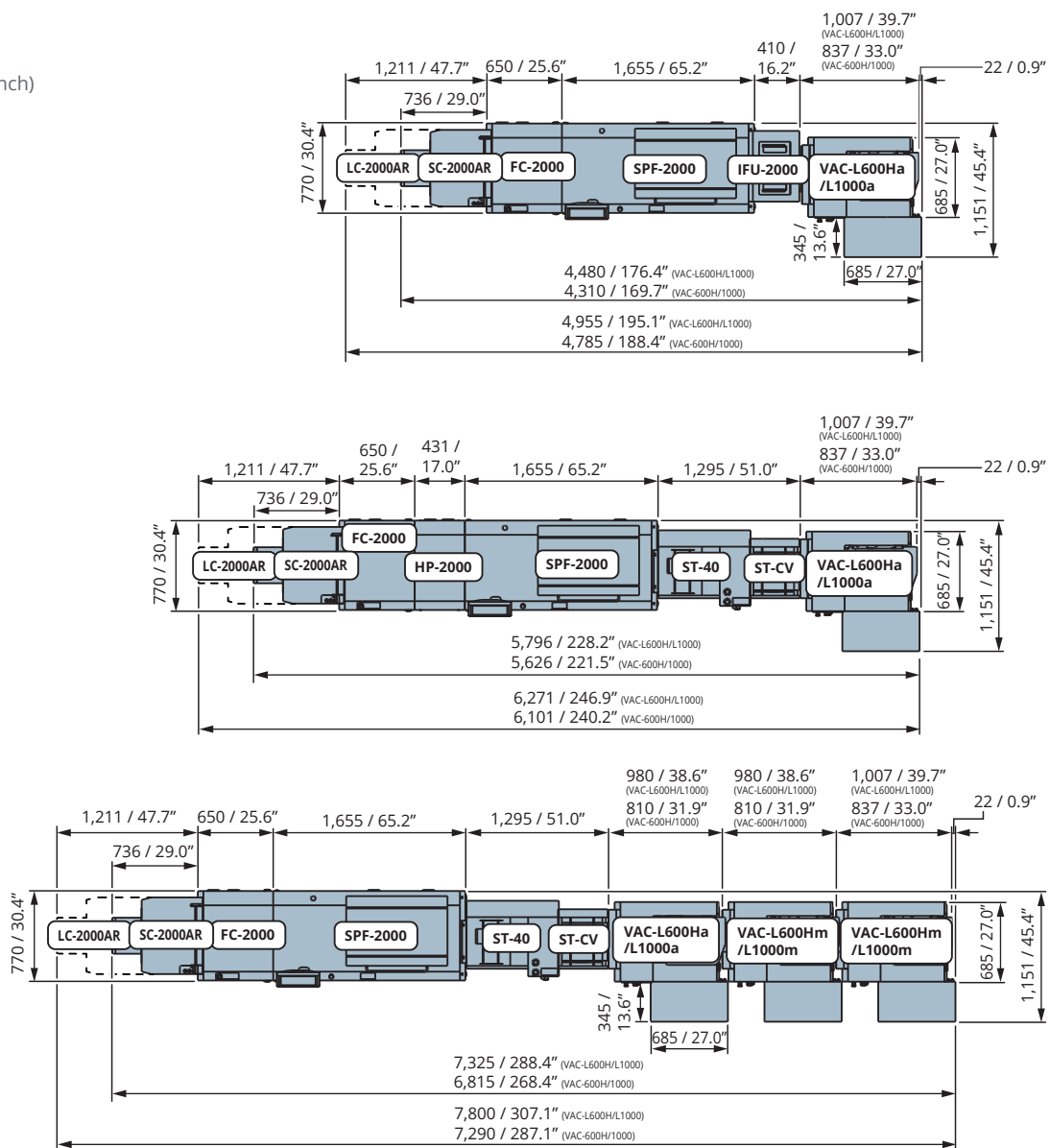
*The available range of sheet size and sheet weight can be limited depending on the connected models.

*The production speed is affected by the combination of the models.

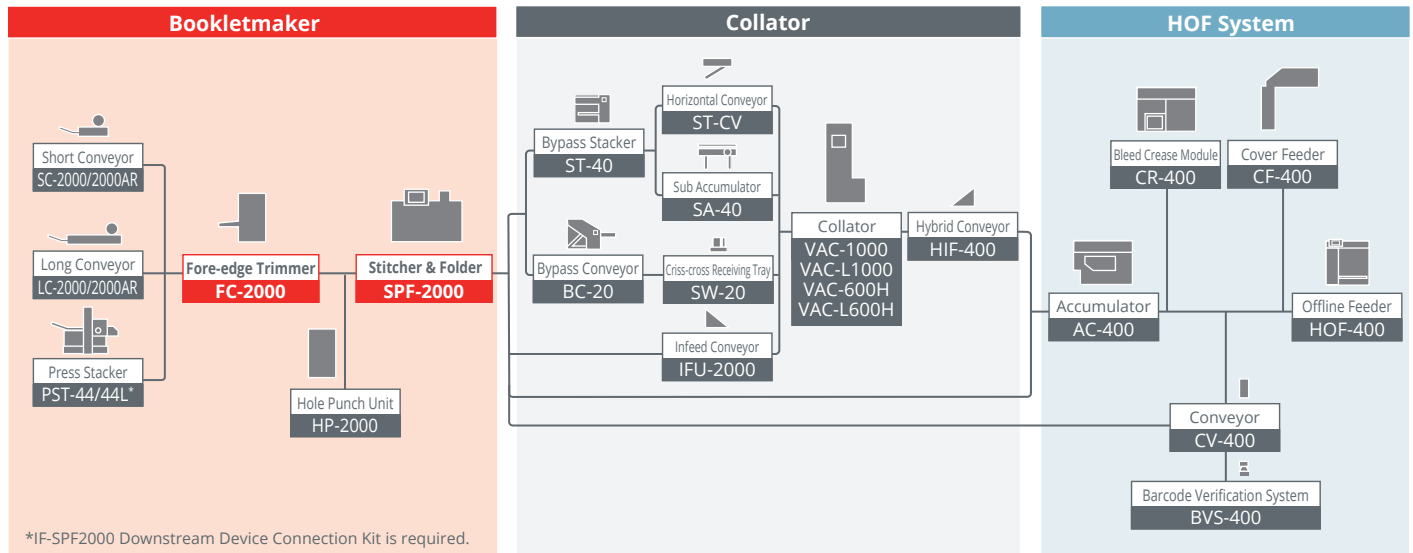
Combination of Models for Offset Print



(Top View)
(Unit: mm or inch)

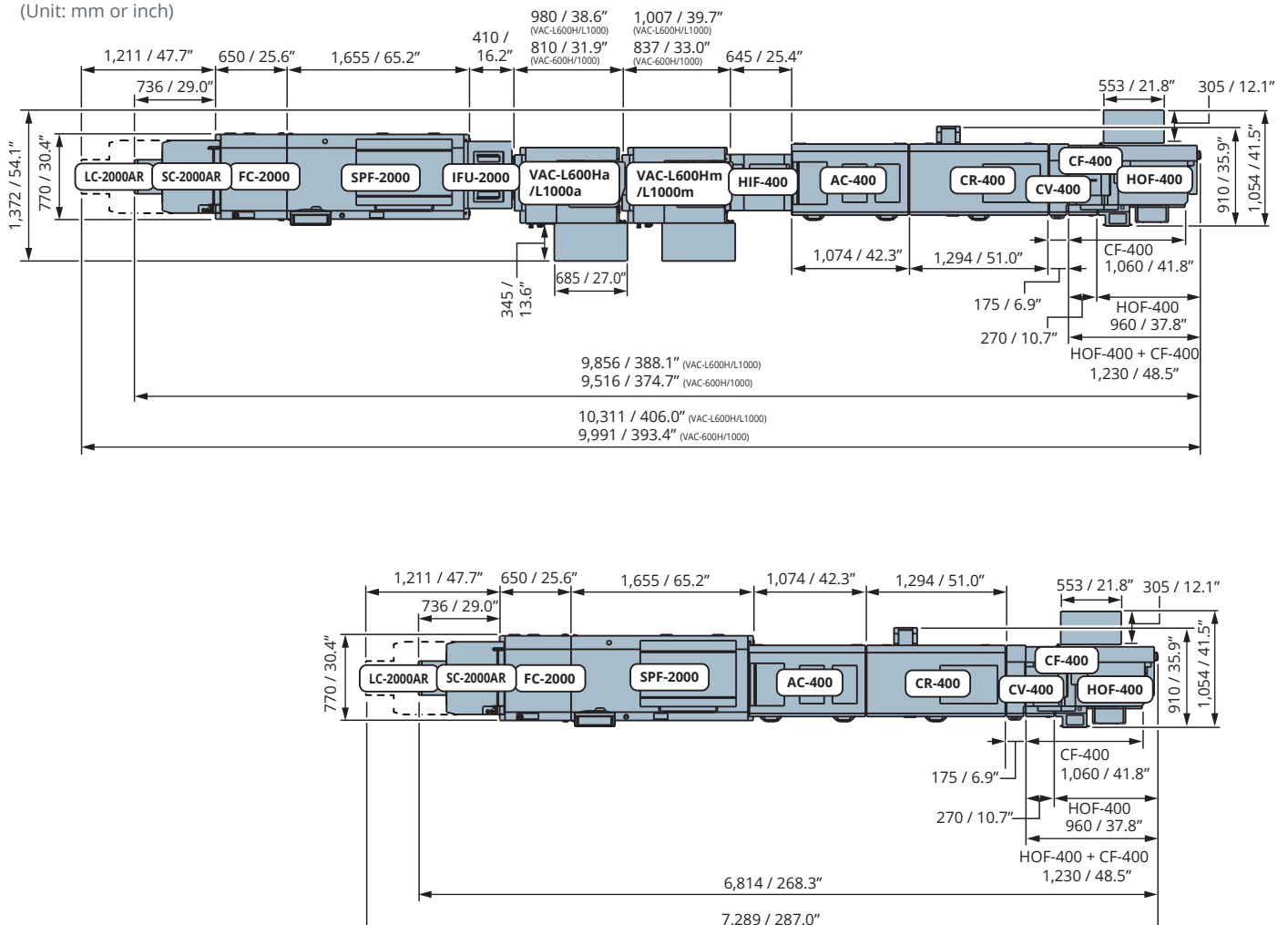


Combination of Models for Digital Print

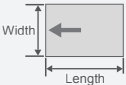
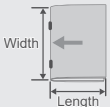



(Top View)

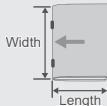
(Unit: mm or inch)

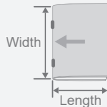


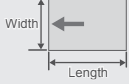
SPECIFICATIONS.

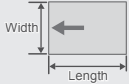
SPF-2000	
Functions	Booklet, Side Stitch and Fold, Fold Only (Option: Side Stitch, Rear/Front Corner Stitch, Rear/Front Corner Stitch and Fold)
Sheet Size (Width x Length)	Booklet / Fold Only -In case of Two Stitches Max. 356 x 610 mm or 14.000" x 24.000" Min. 120 x 180 mm or 4.725" x 7.090" *If the length is greater than 250 mm or 9.840", the width should be more than 130 mm or 5.120". *If the length is shorter than 250 mm or 9.840", 120 mm or 4.725" width can be processed. CD size: 118 mm or 4.645" width can be processed with option. -In case of Center Stitch or Three Stitches Max. 297 x 610 mm or 11.690" x 24.000" Min. 191 x 180 mm or 7.520" x 7.090" -In case of Four Stitches Max. 356 x 610 mm or 14.000" x 24.000" Min. 238 x 180 mm or 9.370" x 7.090" Option: Side Stitch Max. 356 x 432 mm or 14.000" x 17.000" Min. 160 x 138 mm or 6.300" x 5.433" Side Stitch and Fold Max. 356 x 432 mm or 14.000" x 17.000" Min. 160 x 180 mm or 6.300" x 7.090" Option: Corner Stitch Max. 333 x 432 mm or 13.110" x 17.000" Min. 185 x 138 mm or 7.285" x 5.435" Option: Corner Stitch and Fold Max. 333 x 432 mm or 13.110" x 17.000" Min. 185 x 180 mm or 7.285" x 7.090"
	
The range of sheet sizes available can be limited depending on the connected machines..	
Booklet Size (Width x Length)	Booklet / Fold Only -In case of Two Stitches Max. 356 x 305 mm or 14.000" x 12.000" Min. 120 x 90 mm or 4.725" x 3.545" *If the length is greater than 125 mm or 4.920", the width should be more than 130 mm or 5.120". *If the length is shorter than 125 mm or 4.920", 120 mm or 4.725" width can be processed. *CD size: 118 mm or 4.645" width can be processed with option. -In case of Center Stitch or Three Stitches Max. 297 x 305 mm or 11.690" x 12.000" Min. 191 x 90 mm or 7.520" x 3.545" -In case of Four Stitches Max. 356 x 305 mm or 14.000" x 12.000" Min. 238 x 90 mm or 9.370" x 3.545" Option: Side Stitch Max. 356 x 432 mm or 14.000" x 17.000" Min. 160 x 138 mm or 6.300" x 5.435" Side Stitch and Fold Max. 356 x 216 mm or 14.000" x 8.500" Min. 160 x 90 mm or 6.300" x 3.545" Option: Corner Stitch Max. 333 x 432 mm or 13.110" x 17.000" Min. 185 x 138 mm or 7.285" x 5.435" Option: Corner Stitch and Fold Max. 333 x 216 mm or 13.110" x 8.500" Min. 185 x 90 mm or 7.285" or 3.545"
	
Sheet Weight Range	Normal Paper: 64 to 157 gsm Art Coated Paper: 84.9 to 157 gsm
Stitch Thickness	Max. 4 mm or 0.155"
Fold Thickness	Max. 2 mm or 0.078"
Stitch Distance	62 to 290 mm or 2.440" to 11.415" Adjustable Distance from top and bottom of sheet to edge of stitch - When the booklet length is 90 to 124.9 mm or 3.55" to 4.91": 21 mm or 0.83" - When the booklet length is 125 mm (4.92") or longer: 27 mm or 1.07" - CD Size : 15 mm or 0.60" (optional)

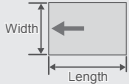
Corner Stitching Position	- Distance from top and bottom of sheet to edge of stitch 3 to 15 mm or 0.120" to 0.590" - Distance from leading edge of sheet to stitch 6 mm or 0.236" 
Side Stitching Position	Distance from leading edge of sheet to stitch 6 mm or 0.236"
Stitch Head	Standard Equipment : Two stitcher heads
Stitching Wire Stapling Wire for Stapling Function	Standard : 0.5 mm (No.26) Option : 0.45 mm (No.27) Wire from of 0.4 to 0.5 mm in diameter can be installed on the standard stitcher heads. Wire from of 0.5 to 0.6 mm in diameter can be installed on the optional Bender Kit for Thick Wire.
Production Speed	Max. 4,700 booklets per hour (A5 Portrait Booklet) Max. 4,200 booklets per hour (A4 Portrait Booklet) Max. 3,700 booklets per hour (A4 Landscape Booklet) Max. 3,600 booklets per hour (A4 Corner Stitching Booklet)
Voltage/Frequency	Single Phase 200 V to 230 V, 50/60 Hz Single Phase 240 V, 50/60 Hz
Machine Dimensions	SPF: W1,656 x D770 x H1,262 mm or W65.20" x D30.32" x H49.69" IFU + SPF + FC + SC : W3,451 x D770 x H1,262 mm or W135.87" x D30.32" x H49.69"
Machine Weight	SPF: 448 kg or 987.68 lb IFU + SPF + FC SC: 673 kg or 1,484 lb

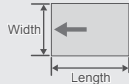
FC-2000	
Untrimmed Booklet Size (Width x Length)	Max. 356 x 305 mm or 14.000" x 12.000" Min. 118 x 90 mm or 4.650" x 3.545" 
Finished Booklet Size	Max. W 356 x L 303 mm or 14.000" x 11.925" Min. W 118 x L 85 mm or 4.650" x 3.350"
Trim Width	Max. 20 mm or 0.785" Min. 2 mm or 0.080"
Trim Thickness	Max. 4 mm or 0.155"
Production Speed	Same as SPF-2000
Voltage/Frequency	Included in SPF-2000
Machine Dimensions	W 676 x D 770 x L 930 mm or 26.62" x 30.32" x 36.62"
Machine Weight	170 kg or 374.5 lb

HP-2000	
Functions	2 holes punching, 4 holes punching, and corner punching (front and rear)
Sheet/Booklet Size (Width x Length)	Punch / Press Max. 356 x 254 mm or 14.000" x 10.000" (When inserting a paper, Max. 356[W] x 235[L] mm or 14.000" x 9.250") Min. 118 x 90 mm or 4.645" x 3.545" Through Max. 356 x 610 mm / 14.000" x 24.000" Min. 118 x 90 mm / 4.645" x 3.545" 
Sheet Weight Range	Common with the SPF-2000
Punch Thickness	Max. 3.2 mm or 0.125"
Punch Hole Pitch	80 mm or 3.15" (when making 2 holes)
Punch Hole Position	Dimension from the spine of the booklet to center of the hole can be adjusted from 9 to 14 mm or 0.355 to 0.550" Dimension from the top and bottom of the booklet to center of the hole can be adjusted from 9 to 14 mm or 0.355" to 0.550" (when corner punching)
Punch Hole Diameter & Number of Holes	Φ6 mm or Φ0.24" x 2, Φ6 mm or Φ0.24" x 4 Φ6 mm or Φ0.24" x 1 (Corner Punch)
Production Speed	2 Holes / 4 Holes Max. 4,300 booklets per hour Corner Punch A4 booklet : Max. 3,700 booklets per hour A5 booklet : Max. 3,500 booklets per hour
Voltage/Frequency	Single Phase 208 V to 220 V, 50/60 Hz Single Phase 230V to 240 V, 50/60 Hz
Machine Dimensions	W430 x D770 x H930 mm or W16.93" x D30.32" x H36.62"
Machine Weight	110 kg or 242.3 lb

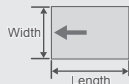
	VAC-L1000	VAC-L600H
Number of Bins	10 bins Expandable up to 6 towers, 60 feed bins	6 bins Expandable up to 6 towers, 36 feed bins
Bin Stack Height	Max.Stack Height: 55 mm or 2.16" Max. Stack Weight: 11 kg or 24.3 lb each bin	Max.Stack Height: 130 mm or 5.11" Max. Stack Weight: 26 kg or 57.3 lb each bin
Sheet Size 	Width × Length Max. 350 × 610 mm or 13.77" × 24.01" Min. 148* × 148 mm or 5.83"* × 5.83" *Optional support guide for small size is capable of handling the 120 mm or 4.73" width sheet at minimum.	
Machine Dimensions	1,034 (a)1,100 (m)1,113 (c) (W) × 686 ^{*1} (D) (blower box excluded) × 1,962 (H) mm or 40.7 (a) 43.3 (m) 43.8 (c)(W) × 27.1 (D) (28.6" when including the projection) (blower box excluded) × 77.3" (H)	1,034 (a)1,100 (m)1,113 (c) (W) × 686 ^{*1} (D) (blower box excluded) × 1,962 ^{*2} (H) mm or 40.7" (a) 43.3" (m) 43.8" (c) (W) × 27.1" (D) (blower box excluded) × 77.3" (H)
	^{*1} 726 or 28.6" when including the projection ^{*2} 2,040 or 80.4" when including the IC2-V600	
	Pitch between towers: 980 mm or 38.6"	
	Blower box: 665 (W) × 345 (D) × 320 (H) mm or 26.2" (W) × 13.6" (D) × 12.6" (H)	

	VAC-1000	VAC-600H
Number of Bins	10 bins Expandable up to 6 towers, 60 feed bins	6 bins Expandable up to 6 towers, 36 feed bins
Bin Stack Height	Max.Stack Height: 55 mm or 2.16" Max. Stack Weight: 11 kg or 24.3 lb each bin	Max.Stack Height: 130 mm or 5.11" Max.Stack Weight: 26 kg or 57.3 lb each bin
Sheet Size 	Width × Length Max. W 350× L 500mm or 13.77" X 19.68" Min. W 148*× L 148mm or 4.73"* X 5.83" *Optional support guide for small size is capable of handling the 120 mm or 4.73" width sheet at minimum.	
Machine Dimensions	1,034 (a)1,100 (m)1,113 (c) (W) × 686 ^{*1} (D) (blower box excluded) × 1,962 (H) mm or 40.7 (a) 43.3 (m) 43.8 (c) (W) × 27.1 (D) (28.6" when including the projection) (blower box excluded) × 77.3" (H)	862 (a) 930 (m) 945 (c)(W) × 652 ^{*1} (D) (blower box excluded) × 1,962 ^{*2} (H) mm or 34.0"(a) 36.7"(m) 37.3"(c)(W) × 25.7"(D) (blower box excluded) × 77.3"(H)
	^{*1} 693 or 27.3" when including the projection ^{*2} 2,040 or 80.4" when including the IC2-V600	
	Pitch between towers: 810 mm or 31.9"	
	Blower box: 665 (W) × 345 (D) × 320 (H) mm or 26.2" (W) × 13.6" (D) × 12.6" (H)	

BC-20	
Sheet Size 	Width × Length Max. 350 × 500 mm or 13.78" × 19.69" Min. 120 × 148 mm or 4.73" × 5.83"
Sheet Weight Range	It depends on the connected collator specifications.
Production Speed	Speed is set in three steps to match the driving speed of collator.
Reject Tray Capacity	Max. 30 mm or 1.2"
Voltage/Frequency	Single Phase 200 / 220 / 240 V, 50 / 60 Hz Single Phase 230 V, 50 Hz
Machine Dimensions	W1,255 × D686 × H910 mm or W49.4" × D27.0" × H35.9"

SW-20	
Sheet Size 	Width × Length Max. 320 × 470 mm or 12.60" × 18.51" Min. 148 × 210 mm or 5.83" × 8.27"
Stack Pile Height	Small Sheet Receiving Plate (A5-A4) 170 mm or 6.7" Large Sheet Receiving Plate (A4-A3) 100 mm or 4.0"
Voltage/Frequency	The power is supplied from the collator.
Machine Dimensions	W645 × D560 × H480 mm or W25.4" × D22.1" × H18.9"

ST-40	
Sheet Size 	Width × Length Max.350 × 500 mm or 13.8" × 19.7"* Min.182 × 128 mm or 7.2" × 5.0" *Maximum 610 mm or 24.02" length of a sheet can be received on the stack tray by attaching the optional guide ST-LG on the stack tray.
Sheet Weight Range	52 to 208 gsm
Stack Capacity	360 mm or 14.1"
Production Speed	8,000 sets per hour (A4 or 8.5" × 11" / 10 sheets / straight stacked) 5,000 sets per hour (A4 or 8.5" × 11" / 10 sheets / offset stacked)
Voltage / Frequency	Single Phase 200 to 240 V, 50 or 60 Hz
Machine Dimensions	W1,353 × D652 × H1,027 mm or W53.3"× D25.7"× H40.5" (including feed error tray)

HOF-400	
Sheet Size 	Width × Length Max. 356 × 610 mm or 14.0" × 24.0" Min. 203 × 203 mm or 8.0" × 8.0"
Sheet Weight Range	Normal Paper: 52 to 157 gsm Coated Paper: 73 to 157 gsm *When you use thin sheets, you need to decrease the speed depending on the sheet size. *The machine can feed thick sheets (157 through 209 gsm), but the feed speed will decrease.
Sheet Pile Height on Feed Tray	Max. 620 mm or 24.4"
Production Speed	Max. A3: 25,000 sheets per hour A4 SEF: 35,000 sheets per hour A4 LEF: 45,000 sheets per hour (When the sheets are processed one by one.) 4,000 booklets per hour (Without Creasing, 16-page, A4 size booklet) 3,200 booklets per hour (With Creasing, 16-page, A4 size booklet) 5,000 booklets per hour (Without Creasing, 16-page, A5 size booklet) 4,000 booklets per hour (With Creasing, 16-page, A5 size booklet) The production speed is limited depending on the stitcher.
Voltage/Frequency	3-Phase 200 to 220 V, 50 Hz or 60 Hz 3-Phase 380 / 400 / 415 V, 50 Hz or 60 Hz
Machine Dimensions	HOF-400: W960 × D740 (1,050 mm or 41.4" when including the blower box) × H936 mm or W37.8" × D29.2" × H36.9" Blower Box: W553 × D305 × H350 mm or W21.8" × D12.0" × H13.8"

MORE AT
HORIZON.CO.JP



Horizon

Horizon International Inc.

1601 Asahi, Shinasahicho, Takashima,
Shiga, 520-1501, Japan
Phone : +81-740-25-4570
Fax : +81-740-25-5820
www.horizon.co.jp

Horizon GmbH

Pascalstrasse 20
25451 Quickborn / Germany
Phone : +49 4106 8042-0
E-mail : info@horizon.de
www.horizon.de