

**Horizon****IM-30****Connectable To** StitchLiner5500 (Saddle-stitching System)  
SPF-200A/FC-200A (Bookletmaker)

## Inline sheet inserter for efficient booklet production



- Automated paper insertion into a folded sheet or booklet.
- High-speed production up to 4,000 booklets per hour.
- Insertion beneath the top sheet or into the middle of a booklet.
- Up to three sheets can be inserted.
- Suction feed system enables the feeding of a wide range of sheets.
- Manual feeding is available.

# Inline inserting solution for SPF-200A / StitchLiner bookletmaking systems.

The IM-30 can insert single sheets, post cards, and folded sheets into a booklet.

## Key Benefits

### Labor-savings

Reduce labor costs by improving productivity with minimal operator involvement.

### High-speed Production

Increase productivity with high-speed operation:  
 With StitchLiner5500: 4,000 booklets/hr.  
 With SPF-200A: 3,600 booklets/hr.

### Wide Variety of Inserting Applications

Increase production capabilities with a wide range of inserting applications. Up to three sheets can be inserted into the middle of a booklet or beneath the top sheet.

### User Friendliness

Intuitive touchscreen control and quality checking systems increase production efficiency with minimal errors.  
 Quality checking system includes: Feed section error sensor, Separation error sensor, Booklet jam sensor



## Operating Modes

### Connect with a bookletmaker or feed manually

Inline Mode:

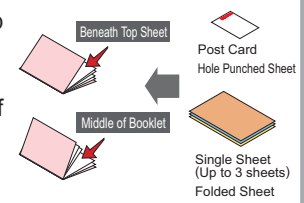
The IM-30 synchronizes the insertion timing automatically with the bookletmaker. \*IM-CC Conveyor is required for connection to the SPF-200A.

Manual Feed Mode:

The system cycles each time the booklet is fed into the infeed; the operator can control the speed of insertion and production.

### A variety of inserting options are available

Sheet can be inserted beneath the top sheet or into the middle of a booklet. Vacuum rotary suction feed system enables the feeding of a wide range of sheets, including single sheets, hole punched sheets, post cards and folded sheets.



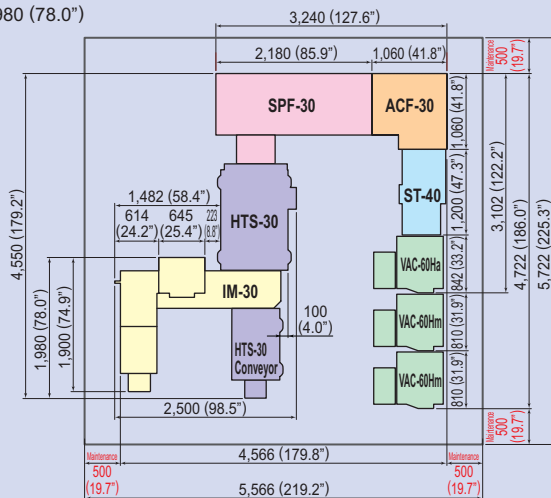
### Bookletmaking or Insertion

Bookletmaking without insertion is possible without removing the IM-30.

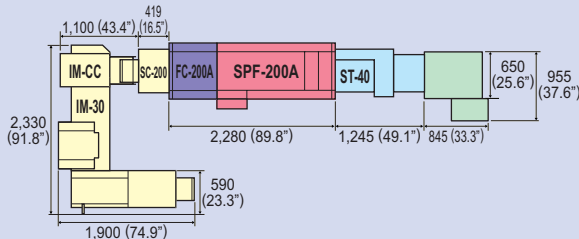
## Machine Dimensions Unit : mm (inch)

### Collator (VAC series)+ST-40+StitchLiner5500+IM-30

Height : 1,980 (78.0")  
(VAC-60H)



### Collator (VAC series)+ST-40+SPF-200A+FC-200A+IM-CC+IM-30



## IM-30 Major Specifications

Booklet Size (Top-Bottom x Spine-Fore-edge)	Max. 312 x 230 mm (12.2" x 9.0") (A4 wide, Maximum size for StitchLiner5500) Min. 257 x 182 mm (10.2" x 7.2") (B5)
Sheet Weight Range for Booklet	Normal Paper : 64 to 210 gsm, Coated Paper : 80 to 210 gsm
Page Number of Booklet Available (Before Inserting)	4 pages (available depending on the condition) to 80 pages (82 gsm)
Insert Position	Middle of booklet, or Beneath top sheet
Sheet Size	Max. 297(L) x 220(W) mm (11.6" x 8.6") Min. 148(L) x 100(W) mm (5.9" x 4.0") (A6)
Sheet Weight Range for Sheet	Normal Paper : 64 to 210 gsm, Coated Paper : 74 to 210 gsm
Number of Sheets Inserted	Up to 3 sheets
Bin Stack Height	125 mm (4.9")/Bin
Error Detection	Feed Section Error, Separation Error, Booklet Jam
Production Speed	Inline with StitchLiner5500 : Max. 4,000 booklets/hr. (Nonstop operation with Faulty Set Ejecting Function) Stand-alone or Inline with SPF-200A/FC-200A : Max. 3,600 booklets/hr. (Transport speed of booklet can be changed in three steps.)
Voltage / Frequency	3-Phase 200 / 220 V, 50 / 60 Hz Single Phase 230 V, 50 Hz
Rated Current	200 V, 50 Hz, 5.2 A (Peak 5.4 A) / 60 Hz, 4.3 A (Peak 4.5 A) 220 V, 50 Hz, 4.2 A (Peak 4.6 A) / 60 Hz, 4.3 A (Peak 4.7 A) 230 V, 50 Hz, 5.7 A (Peak 6.2 A)
Power Consumption	200 V, 50 / 60 Hz, 1.0 kW    220 V, 50 Hz, 1.0 kW / 60 Hz, 1.1 kW 230 V, 50 Hz, 1.0 kW
Heat Output	2,120 kJ (510 kcal)
Motors	550 W x 2 / 90 W x 2 / 60 W x 1 / 25 W x 1 / 15 W x 2
Machine Dimensions	2,330(W) x 1,900(D) x 1,800(H) mm (91.8" x 74.9" x 70.9")
Machine Weight	IM-30 Main Body : 430 kg (948.1 lbs), Delivery Conveyor : 35 kg (77.1 lbs.), StitchLiner IM-30 Conveyor IM-BC (Option) : 15 kg (33.0 lbs.)
Options	Preset Kicker (PK-30), Error Insert Detector (IM-SD) StitchLiner IM-30 Conveyor (IM-BC), SPF-200A IM-30 Conveyor (IM-CC)

\*The machine design and specifications are subject to change without any notice.

Distributed by



HORIZON INTERNATIONAL, INC.

510 Kuze Ooyabu-cho, Minami-ku, Kyoto, 601-8206, Japan Phone : +81-(0)75-934-6700, Fax : +81-(0)75-934-6708, www.horizon.co.jp