

Horizon

Table-top Collator QC-S30

QC-S30

SPF-P9/FC-P9 • PS-P610

Simple One-Touch Collation



Entry Level Collator - Simple, User-friendly Operation

The QC-S30 entry level tabletop collator features simple push button operation which allows an operator to collate hundreds of sets in just minutes. Also, the QC-S30 can form an in-line bookletmaking system.

User-friendly Operation

Three basic operation buttons, Check, Start and Stop, are located under the display panel for simple and easy operation.



QC-S30 + MT-100 x 3

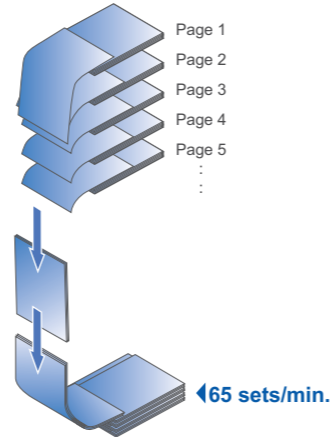
High Speed Production - Max. 65 sets/min.

Maximum production speed is 65 sets/minute (A4 / 8.5" x 11" LEF).

Quieter Operation

High frequency noise has also been reduced for quieter operation.

Collating Flow



Deep Receiving Tray - 75 mm (2.9") in height

The receiving tray capacity is 75 mm (2.9") maximum, letting you collate and stack up to 90 sets (10-sheet). The operator can select either straight or offset stacking.



30 Station Collation

The QC-S30 can be extended to a 20 or 30 bin collator by adding collating towers QC-S30F.



QC-S30 + QC-S30F + QC-S30F + MT-100 x 3

Stable Feeding

The large-diameter feed rollers enable the collator to handle a wide variety of sheets. The double feed stop pad and feed bins can be switched between high and low pressure settings for stable feeding.

Optional Finishers

Punch Staple Unit PS-P610

Variable Functions

Stapling and punching can be synchronized with the collating sequence. Top/side stapling, corner stapling, and two hole punching are performed to finish your best suited documents.

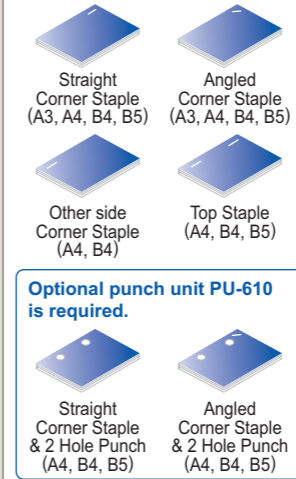
*1 Optional punch unit PU-610 is required.

Easy to use

Desired staple pattern can be selected through the control box.² A light indicates when the system runs out of staples or a jam occurs.

*2 Optional control box CU-610 is required.

Functions



QC-S30 + PS-P610

In-line Bookletmaker SPF-P9/FC-P9

High quality bookletmaking

The FC-P9 trims the fore-edge of the booklet stapled through the SPF-P9 for a professional finish. Full-scale bookletmaking can be performed in-line with the QC-S30 collator.

High productivity

33 booklets per minute can be produced with top quality finish. Perfect for a large number of manuals or documents production.

Error monitoring

When the staple becomes empty or a sheet is jammed, an error is indicated.



QC-S30 + QC-S30F + MT-100 x 2 + SPF-P9 + FC-P9

Delivery Conveyor ED-9³


Stacking finished booklets



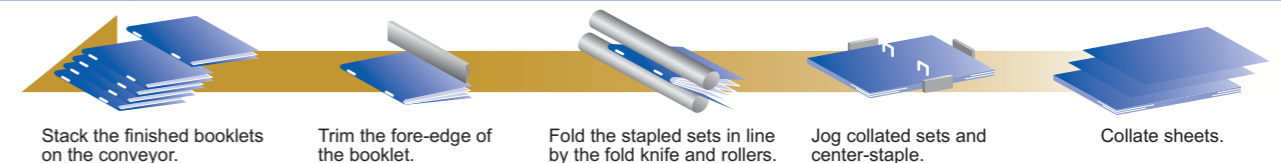
The ED-9 motor-driven conveyor provides smooth delivery of finished booklets for increased efficiency.

³ Option for SPF-P9/FC-P9.

Functions



Bookletmaking Flow



QC-S30 Major Specifications

Module Type	QC-S30
Number of Bins	10 bins (Two extension modules QC-S30F allows to increase up to 30 bins.)
Sheet Feeding System	Friction Feed
Sheet Size	Max. 320(W) x 432(L) mm (12.59" x 17.00") <small>(320(W) mm / 12.59" available in single collator only. Up to 305(W) mm / 12.00" collating with the extension module.)</small> Min. 138(W) x 175(L) mm (5.44" x 6.89")
Matrix Size	A5 / A4 / A3 / 11" x 17" / 5.5" x 8.5"
Sheet Weight Range	52.3 to 127.9 gsm
Bin Pile Height	28 mm (1.10")
Error Detector / Indicator	Sheet Jam, No Sheet, Mis-Feed, Double Feed, Option Error, Tray Full and Cover Open
Counter	Total Counter / Preset Counter
Production Speed	Max. 65 sets/min. (A4 / 8.5" x 11"LEF)
Receiving Tray	Off-set Stack, Straight Stack
Voltage / Frequency	Single Phase 100 / 115 / 230 V, 50 / 60 Hz
Machine Dimensions	580(W) x 1,030(D) x 1,030(H) mm (22.9" x 20.9" x 40.6")

FC-P9 Major Specifications

Booklet Size (Before Trim) (Top to bottom x Spine to fore-edge)	Max. 320 x 225 mm (12.6" x 8.8") Min. 210 x 148 mm (8.3" x 5.8")
Booklet Size (After Trim) (Top to bottom x Spine to fore-edge)	Max. 320 x 225 mm (12.6" x 8.8") Min. 210 x 138 mm (8.3" x 5.4")
Trimming Width	2 to 13 mm (0.079" to 0.51")
Trimming Thickness	Max. 3 mm (0.11")
Production Speed	Max. 33 booklets/min.
Voltage / Frequency	Single Phase 100 V / 115 V / 230 V, 50 / 60 Hz
Power Consumption	Single Phase 100 V, 50 / 60 Hz, 180 W Single Phase 115 V, 50 / 60 Hz, 180 W Single Phase 230 V, 50 / 60 Hz, 180 W
Machine Dimensions	Stand Alone : 450(W) x 621(D) x 796(H) mm (17.7" x 24.4" x 31.3") With Delivery Tray : 820(W) x 621(D) x 796(H) mm (32.3" x 24.4" x 31.3")
Machine Weight	101 kg (223 lb)

SPF-P9 Major Specifications

Functions	Bookletmaking, Top/Side Stapling, Top Stapling and Folding, Folding only	
Sheet Size	Max. 320(W) x 450(L) mm (12.59" x 17.71") Min. 182(W) x 257(L) mm (7.17" x 10.12")	
Matrix Size	SRA3 / A3 / A4 / 8.5" x 11" / 8.5" x 14" / 11" x 17"	
Matrix Size	Bookletmaking	SRA3 (Manual Feed Only) / A3 / A4 / 11" x 17" / 8.5" x 11" / 8.5" x 14"
	Top/Side Stapling	A4 / 8.5" x 11"
	Folding only	SRA3 (Manual Feed Only) / A3 / A4 / 11" x 17" / 8.5" x 11" / 8.5" x 14"
	Top Stapling and Folding	A4SEF / 8.5" x 11"SEF
Sheet Weight Range	Normal Paper	64 to 127.9 gsm
	Coated Paper	104.7 to 157 gsm (Manual Feed Only)
Staple Thickness	Bookletmaking	2.5 mm (0.098") (25 sheets of 81.4 gsm normal paper)
	Top/Side Stapling	3 mm (0.11") (30 sheets of 81.4 gsm normal paper)
Fold Thickness	2.5 mm (25 sheets of Normal Paper 81.4 gsm)	
Staple Distance	Fixed 120 mm (4.7")	
Stapling Wire	Cartridge Type (5,000 staples/cartridge)	
Receiving Capacity	40 books (A3, 10 sheets of Normal Paper 81.4 gsm, Bookletmaking)	
Production Speed	Max. 33 booklets/min.	
Voltage / Frequency	Single Phase 100 / 115 / 230 V, 50 / 60 Hz	
Power Consumption	Single Phase 100 V, 50 / 60 Hz, 580 / 620 W	
	Single Phase 115 V, 50 / 60 Hz, 590 / 620 W	
	Single Phase 230 V, 50 / 60 Hz, 740 / 770 W	
Machine Dimensions	Stand Alone : 900(W) x 660(D) x 796(H) mm (35.4" x 26.0" x 31.3")	
	With Delivery Tray : 1,270(W) x 660(D) x 796(H) mm (50.0" x 26.0" x 31.3")	
Machine Weight	154 kg (340 lb)	

*The machine design and specifications are subject to change without any notice.

PS-P610 Major Specifications

Functions	Top Stapling, Angled Corner Stapling, Straight Corner Stapling, Other Side Corner Stapling, Two Hole Punching (option) *1	
Sheet Size	Max. 300(W) x 432(L) mm (11.8" x 17.0") Min. 182(W) x 257(L) mm (7.2" x 10.2")	
Matrix Size	Top Stapling	A4 / 8.5" x 11"
	Angled Corner Stapling	A3 / A4
	Straight Corner Stapling	8.5" x 11" / 8.5" x 14" / 11" x 17"
	Other Side Corner Stapling	A4 / 8.5" x 14"
	Two Hole Punching (option) *1	A4
Sheet Weight Range	Normal Paper 53 to 127 gsm (Up to 104 gsm on Punching)	
Staple Thickness	Side or Corner Stapling : Max. 12 sheets (Normal Paper 127 gsm) Optional Punch Capability : Max. 12 sheets (Normal paper 104 gsm)	
Staple Distance	Staple Distance : 148 mm (A4), 5.1" (8.5" x 11") Corner Staple Angle : 0 degree or 30 degree selectable	
Stapling Wire	No. 510 Cartridge Type (5,000 staples/cartridge)	
Receiving Capacity	100 mm (3.9")A4, Normal Paper 64 gsm, corner stapling, 50 booklets of 24 sheets (64 gsm)	
Other Functions	Corner Staple Angle : 0 degree or 30 degree selectable / Jogging Time : Normal or Long selectable / Staple Position : automatic setting	
Production Speed	Side Stapling : Max. 12 sets/min. / Corner Stapling : Max. 25 sets/min.	
Voltage / Frequency	Single Phase 100 / 115 / 230 V, 50 / 60 Hz	
Power Consumption	Single Phase 100 V, 50 / 60 Hz, 100 W	
	Single Phase 115 V, 50 / 60 Hz, 103 / 104 W	
	Single Phase 230 V, 50 / 60 Hz, 103 / 102 W	
Machine Dimensions	850(W) x 580(D) x 410(H) mm (33.5" x 22.9" x 16.2")	
Machine Weight	74 kg (163.2 lb)	

*1 Optional punch unit PU-610 is necessary.

Options

QC-S30 Options

- Extension Module : **QC-S30F**
- Pedestal with Wheel : **MT-100**
- Delivery Unit for Side Stapling : **CT-S30**

SPF-P9/FC-P9 Option

- Delivery Conveyor : **ED-9**
- Infeed Conveyor : **IF-P9**

PS-P610 Option

- Punch Unit : **PU-610**
- Control Unit : **CU-610**
- Pedestal with wheel : **MT-610D**

Distributed by

HORIZON INTERNATIONAL, INC.

510 Kuze Ooyabu-cho, Minami-ku, Kyoto, 601-8206, Japan Phone : +81-(0)75-934-6700, Fax : +81-(0)75-934-6708, www.horizon.co.jp